



ANNUAL REPORT 2023 - 2024



Skin Health Institute

Level 1, 80 Drummond Street, Carlton, VIC 3053

Telephone: (03) 9623 9400

Facsimile: (03) 9639 3575

Email: info@skinhealthinstitute.org.au

Website: skinhealthinstitute.org.au

X: @SkinHealth_Inst

Instagram: @skin_health_institute

Facebook: facebook.com/SkinHealthInstitute

LinkedIn: Skin Health Institute

The Skin Health Institute respectfully acknowledges that we work on the traditional land of the Kulin Nation, and we acknowledge the Wurundjeri people who are the traditional custodians of this land.

We pay respect to Elders past, present and those of the future.





About Us, Vision & Purpose	4
Our Board.....	5
President’s Report	6
CEO’s Report	8
Our Impact Story	10
Clinical Services	11
2023/2024 Consultants.....	14
Clinical Research and Advanced Targeted Therapies.....	16
Patient Experience	19
Occupational Dermatology Research Group (ODREC)	22
Education & Partnerships.....	24
Partners.....	31
Financial Performance.....	33
Financial Report	34
Publication List.....	36

ABOUT US

Established in 1987 by a visionary group of dermatologists, the Skin Health Institute stands as a one-of-a-kind organisation, excelling in diagnosis, treatment, and patient care. The Institute is a not-for-profit centre of excellence in skin health, offering specialised clinical treatments, education, and groundbreaking research for various skin diseases, skin cancers, and melanoma that influence clinical practices worldwide.

As Victoria's exclusive centre dedicated to advancing our three core pillars, we collaborate closely with the Australasian College of Dermatologists to deliver world-class education to medical, nursing, and allied health staff at local, national, and international levels. Yearly, we provide thousands of patient treatments, while our education caters to dermatologists, registrars, healthcare workers, and the public with a focus on improving skin health in the community, targeting chronic skin conditions like eczema and psoriasis.

Our multidisciplinary team, comprising of over 80 dermatologists, plastic surgeons and various allied healthcare professionals, fosters a collaborative, integrated approach to excellence in our core areas. Our shared mission is to provide top-tier support and care, and to continually advance dermatological treatments, ultimately promoting skin health and awareness across Australia, fostering a healthier future for skin health worldwide.

VISION & PURPOSE

Our vision is to be a centre of excellence in skin health and a home for dermatology. We aim to create a lasting impact in skin health through excellence and innovation in treatment, education and research.

OUR BOARD



Dr Edward Upjohn
President



Jim Power
Treasurer and Chair
of Finance, Audit &
Risk Management
Committee



Dr Damien Angus
Board Member and
Chair of Governance
Committee



**Associate Professor
Peter Foley**
Board Member



**Associate Professor
Aaron Robinson**
Board Member



Dr Jennifer Cahill
Board Member



**Associate Professor
Patrick Mahar OAM**
Board Member



Dr Sarah Smithson
Board Member



Margie Stewart
Board Member

Acknowledgements

We would like to express our gratitude and appreciation to Hamish Walton, who stepped down from his position in December 2023, and to Dr Flora Poon, who concluded her tenure in June 2024.



PRESIDENT'S REPORT

DR EDWARD UPJOHN

It was an honour to be elected President of the Skin Health Institute from the Annual General Meeting (AGM) in November 2023 (is it really 12 months ago?!) and I am especially grateful for the support and encouragement of my colleagues on the Board, particularly that from immediate past President A/Prof Rosemary Nixon and for the dedication of our CEO David Malone and his management team.

The 2023 AGM and Member Awards evening was an opportunity to celebrate not only Rosemary's four years of strong leadership over an extremely challenging period but also the extraordinary contributions of SHI Special Member Award recipients; A/Prof Anne Howard, A/Prof Tony Hall, and Dr Michael Webster. Anne, Tony, and Michael joined an illustrious group of previous award recipients and have been enormous contributors to the Institute over many years, both as clinicians and mentors of the next generation of dermatologists.

The 2023-24 year started about four months after the Board approved a financial sustainability plan, with the objective of getting the organisation back on track financially following some difficult years during and after the COVID pandemic – Long Covid it seemed could affect Institutes as well as people! Oversight of

“Our intent now is to ensure the strategies and changes made to improve financial performance are embedded in the way we work, and that the organisation rebuilds and grows its financial reserves to ensure our future success.”

the financial sustainability plan and monitoring of its progress were the major focus for the Board over the year, with the plan's strategies and progress reports discussed at most Board meetings.

Pleasingly, the strategies to increase revenue and reduce expenditure took effect over the course of the year and cashflow improved significantly. At the time of writing this report, the Institute's operating performance has been consistently in surplus since the end of January 2024. Our intent now is to ensure the strategies and changes made to improve financial performance are embedded in the way we work, and that the organisation rebuilds and grows its financial reserves to ensure our future success.

Aside from the necessary focus on finances, 2023-24 was notable for several achievements and important milestones across SHI's pillars of research, education, and treatment.

The launch of the Australasian Dermatology Registry (ADR) early in the financial year fulfilled a long-held ambition and followed a successful infrastructure build partnership with Biogrid. Special thanks to the co-Chairs of the ADR Steering Committee; A/Professor Peter Foley (who was the driving force behind this project) and A/Prof Chris Baker. The ADR aims to

enhance and improve our knowledge of 'real world' experience with therapeutics in practice.

Educational highlights in 2023-24 included the Institute re-establishing a partnership with the Australasian Society of Cosmetic Dermatologists to support cosmetic dermatology education, and the great success of the inaugural SHI Medical to Cosmetic Dermatology weekend symposium in partnership with Abbvie – Allergan.

The Institute continued to provide a comprehensive offering of clinical services over the year. Over 80 accredited dermatologists and plastic surgeons contributed to this important work and providing excellence in both treatment and training for registrars across 23 sub-specialty clinics, general dermatology clinics, and advanced and Mohs surgery lists. The Institute is incredibly grateful for the leadership of our Medical Director, A/Prof Patrick Mahar, and members of the Clinical Governance Committee. Thank you also to Dr Jenny Cahill, who kindly stepped in as Acting Medical Director when required.

I would like to thank my fellow Board members for their hard work and advice; Dr Damien Angus (Chair, Governance Committee), Dr Jenny Cahill, A/Prof Peter Foley, A/Prof Patrick Mahar, Jim Power (Chair, Finance

Audit and Risk Management Committee), A/Prof Aaron Robinson, Dr Sarah Smithson and Margaret Stewart. Thanks also to Dr Flora Poon who resigned from the Board in June just before she headed to the United Kingdom for an exciting opportunity.

Finally, on behalf of the Board I would like to thank SHI's members, staff, and corporate partners, for all their support and hard work over the year.

Dr Edward Upjohn

BSc (Hons) MBBS, MPH, FACD, FAFOEM



CEO'S REPORT

DAVID MALONE

The Institute's top priority over the 2023–24 year was to effectively execute a financial sustainability plan, to secure the future of the organisation after an extended period of structural operating deficits and declining financial reserves.

Financial performance improved markedly over 2023–24. The Institute achieved a net surplus for the financial year of \$141k, with consistent and sustainable operating performance over the second half. The significant turnaround in performance resulted in a \$285k cash surplus from operating activities.

The operating surplus was primarily driven by an increase in clinical services revenue, supplemented by a small number of targeted redundancies to reduce employee expenses. Many thanks must go to all SHI members working in the Institute, without whose hard work the growth in clinical services activity would not have been possible.

Improved clinical trials revenue and education event sponsorships were also important contributors to the financial turnaround.

While the Institute's primary objective is not to make a profit, the organisation does need to generate modest surpluses to offset the depreciation of assets, rebuild our investment portfolio as a safeguard against any unforeseen financial shocks, and further invest in our people and services.

Most pleasingly, the improved financial performance was achieved while continuing to deliver strong outcomes across the Institute's three pillars of Research, Education and Treatment.

Highlights from the 2023-24 year included:

Research

- Launching the Australasian Dermatology Registry, which has now onboarded 75 participating sites and enrolled over 750 participants
- Significant growth in clinical trials activity, with several new trials commencing and a three-fold increase in participant enrolments compared to the prior year
- Enrolment of 450 participants in the ACRF Australian Centre of Excellence for Melanoma Imaging and Diagnosis (ACEMID) surveillance project
- Expansion of investigator-led collaborative research with the welcome addition of the Siroskin study led by A/Prof Alvin Chong.

Education

- 20% growth in registrations for SHI education events compared to the prior year, with an average feedback rating from attendees of 4.7 out of 5
- Establishing a suite of more curated education events in collaboration with pharmaceutical partners, to deliver more significant events for dermatologists including weekend symposiums
- Partnering with the Australasian College of Dermatologists (ACD) and Australasian Society of Cosmetic Dermatologists (ASCD) to run the cosmetic dermatology triennial education series
- The Institute hosted over 30 registrar training sessions during the year to complement the ACD program.

Clinical Services

- Expansion of surgery lists to better utilise theatres and drive a 14% increase in surgery activity
- Establishing a Mohs Micrographic Surgery Training Position, accredited by the ACD
- A new partnership with Doctify, one of the world's fastest-growing health tech companies, to significantly increase timely patient reviews. Nearly 250 reviews have been received from SHI patients, with an average patient trust score of 4.79 out of 5
- ACD reaccreditation of SHI's four registrar training positions for a further five years.

People and Culture

- Launching online mandatory staff compliance training for topics including Diversity and Inclusion, Equal Opportunity, and Workplace Bullying. We have also rolled-out our first mandatory online staff training to mitigate cybersecurity risks
- Two All Staff Forums were held during the year, to facilitate cross-team information exchanges and training
- Developing a new Staff Behaviours Framework through staff workshops. The Framework is focused on behaviours that foster collaboration, respect, inclusion and performance excellence, and is now incorporated into the performance review process.

In concluding, I'd like to thank all SHI staff for their hard work and commitment to the Institute's mission over what has been both a challenging and rewarding year. Special thanks to the Institute's hard-working and committed Leadership Team, and the dermatologists who hold critical leadership roles in the organisation: A/Prof Peter Foley (Director Research), A/Prof Patrick Mahar OAM (Medical Director), and A/Prof Aaron Robinson (Director Education). I would also like to make special mention of the generous and long-standing support the Institute receives from Melbourne Pathology.

Finally, I would acknowledge the vital leadership and oversight provided by the Institute's Board members and the co-opted members of the Board Finance committee. The Institute is very fortunate to have an experienced and effective Board, with a deep breadth and depth of skills, who generously volunteer their time and expertise. On a personal note, I am also very grateful for the support and guidance provided by SHI Presidents Dr Edward Upjohn and A/Prof Rosemary Nixon over the 2023-24 year.

David Malone
CEO

2023 — 2024 OUR IMPACT STORY



Our medical photography team have captured over **5,300 clinical images**



We had **2,933 people** attend our education events



We treated over **2,700 Advanced Surgery and Mohs Surgery patients**



We had more than **5,500 patient visits**



Our advanced targeted therapies nurses assisted in the care of approximately **600 advanced targeted therapies patients**



We have conducted over **20 industry sponsored clinical trials**



People from **143 countries** listened to the **Spot Diagnosis Podcast**



We achieved an average **Patient Trust Score of 4.78** on Doctify



We have received an average **4.75-star feedback rating or higher** on all educational events




CLINICAL SERVICES

ENSURING QUALITY AND SAFETY IN CLINICAL SERVICES

The pursuit of excellence in patient care is paramount, and we are committed to upholding the highest standard of quality and safety. The Skin Health Institute remains an Accredited Day Procedure Centre, as certified by Global Mark, in line with the National Safety and Quality Health Care Service Standards (NSQHS). The Institute's commitment to quality and safety is upheld through a rigorous auditing schedule that ensures best practice care is consistently delivered across all clinical services, including specialist dermatology clinics and the Day Procedure Centre, with a strong emphasis on patient partnership.

In December 2023, the Institute successfully underwent the mandatory biannual review conducted by health department regulators, achieving certification in accordance with the Day Procedure regulatory standards. Clinical Services continually strives to meet and exceed compliance requirements for patient care and safety as set out in the Health Services Act, Victoria. The Day Procedure Centre is subject to biannual health department site visits, which include thorough assessments of the patient journey, documentation, and license adherence. The ongoing certification by the Health Department is a testament to the dedication and hard work of all staff and clinicians.



ENHANCING OUR CLINICAL AND SURGICAL OFFERING

The Skin Health Institute's specialist clinics have seen significant activity this year, with more than 5,500 patient visits. High-demand specialty clinics continue to include General Dermatology, Nail Clinic, Hair Clinic, and the Men's Health Clinic, providing essential services to meet growing patient needs.

In the Day Procedure Centre, which offers Advanced Surgery and Mohs Surgery services, over 2,700 procedures were performed—an increase of more than 500 compared to the 2022/2023 period. Key achievements include the successful completion of the Advanced Surgery Fellowship by Dr Ellen Ma, which contributed to an increase in procedural surgical lists.

CAPTURING SKIN HEALTH

The Department of Photography remains dedicated to supporting all specialist dermatology clinics and surgical procedures in the Day Procedure Centre.

This Photography service delivers high-quality imaging to enhance clinical care. In the 2023/2024 fiscal year, over 5,300 clinical images have been captured, aiding in clinical assessments, patient care, and research initiatives.

The majority of images have been taken in specialised areas such as Mohs Surgery, Hair Clinics, and Vitiligo Clinics. There has also been a notable increase in the demand for mole mapping services, as more patients turn to Skin Health for this photographic offering.

ADVANCING EXCELLENCE IN MOHS SURGERY

At the heart of the MOHS surgery process lies the MOHS laboratory, a specialised facility where tissue samples are processed, analysed, and mapped to ensure complete tumour removal. This year, the Mohs laboratory continued to support high volumes of cases, ensuring precise and efficient handling of tissue samples. We optimised workflows to improve turnaround time and maintained the highest standards in accuracy and safety. Additionally, we streamlined communication between surgeons and lab scientists to enhance patient outcomes. Ongoing equipment upgrades and immunohistochemistry have further increased our efficiency and accuracy, keeping us aligned with best practices in histology.

The success of the MOHS Laboratory and Surgery department is grounded in its multidisciplinary approach. Mohs dermatologists, the Mohs Fellow, Mohs Scientists, Registrars, and Reconstructive plastic surgeons work collaboratively, employing their collective expertise to provide comprehensive and personalised care to each patient. This integrated approach fosters seamless coordination, resulting in improved patient outcomes and enhanced patient satisfaction.

The MOHS Laboratory and Surgery department has remained at the forefront of technological advancements in dermatologic surgery. The team continually evaluates and incorporates advancing techniques, such as medical imaging, microscopy, and immunohistochemistry, in our laboratory. These innovations not only enhance diagnostic accuracy but also enable the identification of high-risk features, guiding

treatment decisions and optimising patient care.

This year, we are pleased to report the successful training of scientist Hong Pham by Senior Scientist Sonya Odhavji, who has been a key member of our team for over a decade. Sonya has meticulously guided both scientists through the SHI Standard Operating Procedures (SOP) guidelines, and we are happy to announce that they are now fully trained. With the rapid expansion of Mohs theatres each year, we are actively seeking more scientists to join our team and support the increasing demand.

This marks the second year that Dr Tim Rutherford has introduced the Mohs training fellowship. Dr Alain Tran has become an integral part of the Mohs team since his 15-month fellowship commenced at SHI in July. He is both contributing to and benefiting from the Institute's focus on education, research, and training. The fellowship position has increased access to Mohs surgery, resulting in a significant rise in caseloads since its establishment. We are grateful to have Dr Tran on board and look forward to all he can contribute to SHI in the months and years ahead.

Additionally, Dr Harini Bala has recently graduated as a Mohs surgery specialist and has joined our team, further strengthening our expertise and commitment to advancing dermatologic skin cancer surgery.

The Mohs department plays a key role in advancing dermatologic surgery across the country by developing the next generation of Mohs surgery specialists and promoting a strong culture of continuous learning.



2023-2024 CONSULTANTS

ACNE

A/Prof Aaron Robinson

ADVANCED SURGERY

Mr Miklos Pohl OAM

Mr Julian Peters

Mr Nigel Mann

Mr John Beer

Dr Angela Webb

Mr Jeremy Richardson

A/Prof Vanessa Morgan

Prof Johannes Kern

ADVANCED TARGETED THERAPIES

Dr Philip Lane

Dr Alice Rudd

A/Prof Peter Foley

Dr Shobha Joseph

Dr Katherine Armour

Dr Rose Mak

A/Prof Patrick Mahar OAM

Dr Matheen Mohamed

Dr Francis Lai

Dr Diana Norris

Dr Lena Ly

Dr Rachael Davenport

Dr Rebecca Nguyen

Dr Senhong Lee

Dr Zahra Assarian

ATOPIC DERMATITIS

A/Prof Peter Foley

Dr Lena Ly

CONTACT DERMATITIS

Dr Mei Tam

Dr Bruce Tate

Dr Adriene Lee

Dr Anina Fitzgibbon

Dr Nishan Amerasinghe

Dr Linda Bingham

GENERAL DERMATOLOGY

Dr Kamaldeep Sandhu

Prof Stephen Gilmore

GENETICS

Prof Ingrid Winship AO

HAIR

Dr Jill Cargnello

Dr Alana Tuxen

Dr Olivia Milne

Dr Jack Green

Dr Jane Li

Dr Sarah Shen

HIDRADENITIS SUPPURATIVA

Dr Diana Norris

Dr Linda Bingham

A/Prof Patrick Mahar OAM

HYPERHIDROSIS

Dr Kamaldeep Sandhu

LIAISON

Dr Josie Yeatman

Dr Melissa Thomas

MELANOMA

Dr Chris Jalilian

Dr Hugh Roberts

MEN'S HEALTH

Dr Mark Darling

MOHS SURGERY

A/Prof Philip Bekhor

Dr Edward Upjohn

Dr Tim Rutherford

Dr Bonnie Swan

Dr Harini Bala

NAIL

A/Prof Anne Howard

Dr Marguerite Seth

Dr Hope Dinh

Prof Johannes Kern

NAIL SURGERY

Prof Johannes Kern

OCCUPATIONAL DERMATOLOGY

A/Prof Rosemary Nixon AM

Dr Jenny Cahill

Dr Adriene Lee

Dr Claire Higgins

Dr Linda Bingham

ORAL MUCOSAL

Dr Eric Poon

Dr Tami Yap

Dr Lara DeAngelis

Dr Julia Rhodes

Dr Ryan De Cruz

Dr Ashling McNally

PHOTODYNAMIC THERAPY

Dr Kamaldeep Sandhu

PODIATRY

Dr Joseph Frenkel

SKIN CANCER ASSESSMENT

Dr Michelle Goh

Dr Mark Darling

Dr Sarah Smithson

Dr Bevin Bhoyrul

A/Prof Alvin Chong

Dr Charles Xie

Dr Rebecca Dunn

Dr Ritva Vyas

Dr Sarah Brennand

A/Prof Aaron Robinson

Dr Michael Webster

TRANSPLANT

A/Prof Alvin Chong

Dr Michelle Goh

Dr Sarah Brennand

A/Prof Aaron Robinson

Dr Jane Li

VASCULAR LASER & ROSACEA

Dr Belinda Welsh

VITILIGO

A/Prof Adrian Mar

A/Prof Michelle Rodrigues

Dr Shally Gupta

Dr Desmond Gan



L - R: Michelle Murphy (HR Manager), Sarah Chivers (Director Clinical Research & Advanced Targeted Therapies), David Malone (CEO), Lisa Gallo (Executive Assistant to CEO), Elizabeth Le Hunt (Director Clinical Services) and Magdy Tadros (Financial Controller).

CLINICAL RESEARCH & ADVANCED TARGETED THERAPIES

CLINICAL TRIALS

The Clinical Trials Team has been exceptionally active this year, conducting over 20 pharmaceutically sponsored clinical trials focused on various dermatological conditions. These trials have encompassed a wide range of diseases, including atopic dermatitis, psoriasis, hidradenitis suppurativa, vitiligo, alopecia areata, and chronic urticaria. Our commitment to dermatological research is further evidenced by an additional 10 trials scheduled to commence within the next year. This ongoing success solidifies our reputation as Australia's leading site for dermatology clinical research and ensures our continued global recognition.

Beyond our sponsored trials, the team has been actively involved in national research initiatives, such as the IMAGE and ACEMID cohort studies. These melanoma surveillance projects, utilising advanced Vectra WB360 3D imaging technology, began recruiting participants in October 2021. To date, we have successfully enrolled over 450 participants.

The safety, care, and well-being of our clinical trial participants continues to be the most important aspect of our service. Our highly skilled team, led by A/Prof Peter Foley, comprises of dermatologists, registered nurses, study coordinators, and research fellows. They provide exceptional patient-centred care while consistently achieving, and often surpassing, the goals of each clinical trial.

The Clinical Trials Department is committed to supporting the professional development of our junior clinicians. The research fellow position offers a valuable foundation and essential dermatology experience to aid in their college applications. We take great pride in witnessing the success of many of our clinical trials fellows as they become accomplished dermatologists.

We are delighted to welcome back former team members, including Dr Isaac (Senhong) Lee, who is now a sub-investigator on several new studies. Additionally, we have the pleasure of welcoming Dr Michelle Rodrigues as a Principal Investigator on a suite of vitiligo trials.

WE THANK OUR COLLABORATORS ON BOTH ACEMID AND IMAGE PROJECTS FOR THEIR CONTINUED SUPPORT AND PARTNERSHIP:





Australasian
Dermatology
Registry

AUSTRALASIAN DERMATOLOGY REGISTRY

The Australasian Dermatology Registry is a collaboration between dermatologists across Australasia to monitor and evaluate current and emerging treatment and to provide a research platform for dermatology research. The registry currently includes patients with psoriasis, atopic dermatitis, hidradenitis suppurativa, and vitiligo, with plans to include additional skin conditions as funding permits.

Since commencing recruitment in September 2023, over 700 participants have been enrolled, with more than 70 registered clinics to participate across the country.

Two information evenings were held to inform dermatologists of the design, protocol and benefits of participating including eligibility for Australasian College of Dermatology Continuing Professional Development points. The information evenings provided dermatologists with the opportunity to engage with registry committee members and determine how they can become involved in the registry.

Clinical registry data is valuable for evaluating effectiveness of treatment. At the Australasian College of Dermatologists Annual Scientific Meeting in May this year, two studies using registry data were presented, "Drug survival of biological therapies in smokers and non-smokers with psoriasis: A retrospective cohort study using data from the Australasian Psoriasis Registry" and "Real-world evidence for Ustekinumab treatment of severe psoriasis: drug survival and efficacy results from the Australasian Psoriasis Registry", and a poster "Hidradenitis Suppurativa within the Australasian Dermatology Registry" was also presented.

ADR team members attended the Australasian College of Dermatologists Rural Meeting at Hobart to present "Rural patients within the Australasian Dermatology Registry". A/Prof Peter Foley presented preliminary data from the registry of the differences between patients residing in regional areas and those living in major cities. This is the first presentation of a longer planned study to identify the impact of patients living rurally or remotely impacts their clinical management and outcomes.





ADVANCED TARGETED THERAPIES SERVICES

The Advanced Targeted Therapies (ATT) team has continued to expand its service this year. Our specialised nursing team remains dedicated to supporting our doctors in ensuring that patients with chronic inflammatory skin conditions receive comprehensive, patient-focused care and management. These conditions include psoriasis, hidradenitis suppurativa (HS), atopic dermatitis, and chronic spontaneous urticaria.

Our clinical services are delivered by a dedicated team of dermatologists led by A/Prof Peter Foley, featuring Dr Katherine Amour, Dr Shobha Joseph, Dr Rose Mak, A/Prof Patrick Mahar OAM, Dr Francis Lai, Dr Matheen Mohamed, Dr Rebecca Nguyen, Dr Phil Lane, Dr Alice Rudd, Dr Diana Norris, Dr Lena Ly, Dr Rachael Davenport, Dr Zahra Assarian, and Dr Isaac (Senhong) Lee. The team is further supported by a group of diligent dermatology registrars who assist across all our clinics.

Our dedicated Hidradenitis Suppurativa clinic has continued to grow, now strengthened by the addition of Dr Linda Bingham to meet increasing demand. The clinic maintains its multidisciplinary approach, with ongoing support from Dr Angela Webb

Our nursing team is currently responsible for supporting and managing the care of around 600 patients receiving Advanced Targeted Therapies at SHI. Meeting the needs of our patients while delivering high-quality care within a busy, patient-centred environment is challenging. Nevertheless, the ATT nursing team remains committed to continually improving its services.

In the coming year, our priorities include reviewing patient clinic experiences and finding ways to enhance the quality of care further. We place a high value on ongoing education and professional development, striving to provide a comprehensive, patient-focused service that offers robust support to both patients and doctors.

PATIENT EXPERIENCE HAMAYUN'S STORY

Hamayun Tajek first noticed a skin issue in 1995 when a single itchy spot appeared on his back. Initially, he thought it might be an allergy or another minor skin condition. However, within a few days, his entire body became covered in psoriasis. After visiting his GP, Hamayun was referred to a skin specialist who confirmed the diagnosis.

Living with psoriasis has presented numerous challenges for Hamayun, both at home and in social situations. Activities like going to the swimming pool or the beach became sources of anxiety; he often found himself wearing long-sleeved rash shirts to cover his skin. The relentless itchiness, sleepless nights, and bleeding caused by his condition took a toll on his quality of life.

During the COVID-19 lockdown, Hamayun saw advertisements from the Skin Health Institute promoting a clinical trial for psoriasis. Intrigued and desperate for relief, he decided to register for the trial, having previously learned about the Institute through social media.

For the past six months, Hamayun has been attending the Skin Health Institute, and he describes his experience as overwhelmingly positive. "I'm so glad I made the decision to take part in this trial," he shares. "This is the first time I've seen my skin this clear since 1995, and I haven't experienced any side effects."

The team at the Skin Health Institute has been instrumental in helping Hamayun manage his condition. The tailored treatment he has received has not only improved his skin but has also allowed him to reclaim aspects of his life that psoriasis had overshadowed. "I can now go to the swimming pool without a rash shirt and don't have to wear long-sleeved shirts anymore," he explains.

Hamayun's journey illustrates the profound impact that effective treatment can have on quality of life. He encourages others suffering from psoriasis or similar conditions to seek help. "Don't suffer in silence. There are people out there who can help you," he advises. "I found hope at the Skin Health Institute, and I'm grateful for the support and care I've received."

Through his participation in the clinical trial, Hamayun has not only improved his skin health but also regained his confidence, allowing him to live more freely and enjoy life without the constant burden of psoriasis.

**"Don't suffer in silence.
There are people out there
who can help you. I found hope
at the Skin Health Institute, and I'm
grateful for the support and care I've
received."**





EXPLORING ADVANCEMENTS IN RESEARCH WITH THE MELBOURNE PATHOLOGY CLINICAL TRIALS FELLOW NISAL PUNCHIHEWA

Dr Nisal Punchihewa's journey to becoming a Clinical Trials Fellow at the Skin Health Institute began during a formative experience as a medical student observer under the guidance of A/Prof Rosemary Nixon. During a visit to the biologics clinic, he witnessed a patient achieve complete psoriasis clearance after years of struggle. This moment left a lasting impression, highlighting the transformative power of new treatments and reinforcing his desire to contribute to advancing dermatological care.

The path to becoming a fellow was straightforward yet rigorous. After submitting a written application, Nisal participated in a panel interview and was thrilled to be selected for the position. Transitioning from a tertiary hospital setting, he shadowed the previous fellow and completed extensive investigator training provided by pharmaceutical companies. This comprehensive preparation helped bridge the gap between clinical practice and the specialised role of conducting clinical trials.

As a Clinical Trials Fellow, Nisal has found the experience immensely rewarding. Under the mentorship of A/Prof Peter Foley, he has had the privilege of managing patients involved in life-changing clinical trials. He has also participated in subspecialty clinics alongside dermatology registrars, gaining deeper insights and building confidence in treating a variety of skin conditions.

What Nisal appreciates most about his role at the Institute is the collaborative environment, where everyone works together to support patients and achieve shared goals. Working closely with study coordinators, medical photographers, administrative staff, clinic nurses, and advanced targeted therapy nurses, he has been able to provide comprehensive care to patients enrolled in clinical trials. The numerous subspecialty clinics and visiting dermatologists have offered ample opportunities for learning and growth.

One of the most fulfilling moments during Nisal's time as a fellow came when a patient with psoriasis—the first patient he enrolled in a clinical trial—achieved near-complete clearance of their condition. Witnessing this profound impact on someone who had struggled with their identity and relationships due to severe skin disease brought Nisal's journey full circle, back to that pivotal observership experience. It reinforced the importance of his work and the Institute's mission to enhance skin health and improve patients' lives.

Nisal's passion for clinical trials and his holistic approach to patient care have made him a valuable asset to the Skin Health Institute's commitment to advancing dermatology through research, education, and excellence in clinical services.

REFLECTIONS FROM SEAMUS FULLER, MELBOURNE PATHOLOGY ODREC RESEARCH FELLOW

Dr Seamus Fuller's journey to becoming an ODREC Research Fellow at the Skin Health Institute was driven by his passion for dermatology and a strong desire to enhance his expertise under the guidance of leading professionals in the field. Eager to develop a deeper understanding of dermatological conditions and research, Seamus recognised that the Fellowship would provide the ideal opportunity to gain specialised skills and make a meaningful contribution to patient care.

Since beginning the Fellowship, Seamus describes his experience at the Skin Health Institute as the most rewarding role he has held as a medical practitioner. The position offers an excellent balance between clinical dermatology and research. Working in the Occupational and Contact Dermatitis Clinics has given him invaluable exposure to diverse and complex cases while allowing him to learn from experts in the field. The mentorship and support he has received from the team have been exceptional, making his time at the Institute both professionally enriching and personally fulfilling.

What stands out most for Seamus is the positive impact the clinics have on patients' lives. Educating patients and providing treatments that empower them to regain control of their health after experiencing the negative effects of skin diseases has been the most gratifying aspect of his role. He has found this holistic and compassionate approach to patient care evident

throughout the Institute, from initial interviews to daily interactions with staff and patients.

Among the many rewarding moments during his Fellowship, Seamus highlights the transformative effect of the Occupational and Contact Dermatitis Clinics on patients' quality of life. Helping patients understand and manage their conditions has been deeply satisfying. Additionally, the opportunity to engage in groundbreaking research, tackle complex cases, and present findings at national and international conferences has been an unforgettable and enriching experience.

Seamus appreciates the welcoming and collaborative environment at the Skin Health Institute and is grateful for the chance to learn from such a passionate and skilled team. His time as the ODREC Research Fellow has reinforced his commitment to advancing dermatology through research and clinical excellence, and he looks forward to continuing to contribute to the field and improve the lives of patients.

“Working in the SHI has been my favourite job to date as a medical practitioner. The fellow position is a perfect balance of clinical dermatology and research. The opportunity to learn from experts in the area of contact dermatitis has been an incredible experience and their mentorship and support has been second to none.”





OCCUPATIONAL DERMATOLOGY RESEARCH GROUP (ODREC)

ODREC is the only occupational dermatology research group in Australia and continues to exemplify the core pillars of clinical services, research, and education upheld by the Skin Health Institute. Patients are assessed, patch tested, and diagnosed in our clinics. Our clinical research is guided by real patients seen in the contact dermatitis and occupational dermatology clinics, and we are committed to educating patch testers across the nation. We were pleased to welcome two part-time nurses, Debbie Bryan and Kennedy Loffler, as well as Morgan Hussein in an administrative role, to support ODREC Manager Amanda Palmer and ODREC nurse Karen Betts.

We were honoured to host international dermatologists from New Zealand, the Philippines, and the UK in our Patch Testing Clinic as they sought to enhance their skills in patch testing.

EDUCATION

Our eleventh annual Patch Test Training Day took place in Perth prior to the College's Annual Scientific Meeting (ASM) in May. The event attracted numerous dermatologists, dermatology nurses, and registrars. This year's event featured innovative case-based discussion workshops, and Topics covered included changes in the Australian Baseline Series, patient education and the role of social media and practical reading of patches.

Our dermatology team made significant contributions to the Contact Dermatitis session at the College's ASM, showcasing scientific posters. This session was chaired by Dr Mei Tam and Dr Jenny Cahill.

Due to popular demand, we hosted another Skin Health Education Day in February aimed at general practitioners and dermatology nurses.

We are close to finalising our Patch Test Training Certificate, which will be rolled out across Australia in the coming months.

Currently, 294 practices are registered with CABA across Australia. In 2023/2024, a total of 1,546 orders were placed, and 285 individuals underwent patch testing at the Skin Health Institute.

CONTACT ALLERGEN BANK OF AUSTRALIA (CABA)

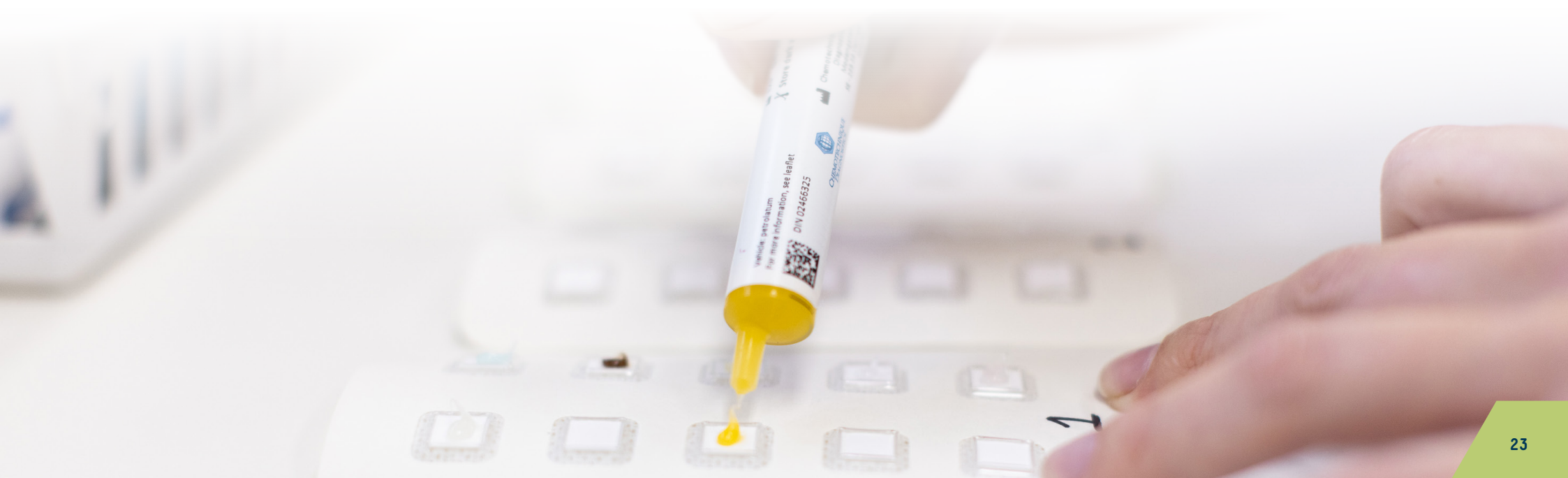
During the 2023/2024 financial year, the Contact Allergen Bank of Australia (CABA) has continued to expand. Dermatologists nationwide, including those in regional and remote areas, have been able to order patch test allergens online for their patients.

Currently, 294 practices are registered with CABA across Australia. In 2023/2024, a total of 1,546 orders were placed, and 285 individuals underwent patch testing at the Skin Health Institute.

RESEARCH

The publication highlights for 2023/2024 prominently feature the chapter on allergic contact dermatitis in the fifth edition of the esteemed dermatology reference, *Bologna's Textbook of Dermatology*, marking a significant achievement for the team.

Since 2000, mentoring our Research Fellows has been integral to ODREC. We were delighted to learn that Dr Kajal Patel, a former ODREC Research Fellow, was accepted into the dermatology training program in Sydney. Dr Seamus Fuller was appointed as the ODREC Research Fellow for 2024.





EDUCATION & PARTNERSHIPS

Throughout this financial year, the Skin Health Institute has upheld its commitment to expanding professional and community networks by actively pursuing valuable partnerships and sponsorships. A major development in our strategic direction has been a shift towards high-end curated events. These events, which have been highly successful and exceptionally well attended, reflect the growing demand for specialised, tailored experiences. This focus on curated events will play a pivotal role in our 2025 partner offerings as we prioritise these bespoke experiences over traditional educational initiatives.

Education remains a core pillar of the Institute, underscoring our dedication to advancing dermatological knowledge and expertise. Our comprehensive education program supports dermatologists, specialist trainees, medical students, GPs, nurses, and other healthcare professionals by enhancing their skills and offering resources for ongoing development. Embracing online platforms has expanded our reach, enabling us to meet the learning needs of dermatology professionals not only in Victoria but also across Australia and internationally. This approach strengthens connections within the global healthcare community, fostering professional development on a broader scale.

Our commitment to engagement remains unwavering. Through strategic marketing and communication initiatives, we actively connect with stakeholders, patients, and the wider community. By sharing engaging, informative content, we raise awareness about skin health and highlight the impact of our research and clinical services.

The achievements we have reached, along with our ongoing pursuit of educational excellence, would not have been possible without the invaluable support of our partners. As we continue to innovate and expand our influence in dermatology, we look forward to strengthening these partnerships, empowering healthcare professionals, and ultimately improving patient outcomes worldwide.

CLINICAL MEETINGS

The Institute continued to support the Victorian Faculty of the Australasian College of Dermatologists with the organisation of their Clinical Meetings.

Clinical meetings involve patient review and case presentation for peer discussion, learning, diagnosis and treatment outcomes.

This past financial year we supported nine Clinical Meetings across the Eastern, Northern and Western Hospitals, The Royal Melbourne and Children's Hospital, St Vincent's, Monash, Austin Hospital and the Skin Health Institute. Including a specialised genetics session hosted by Professor Ingrid Winship.

Clinical Meetings continued to receive high engagement from the Victorian Faculty cohort with attendance ranging from 80 -120 participants and provide medical outcomes for patients involved.

Registrar quizzing has remained a part of Clinical Meetings, with quizzing occurring before or in the week leading up to the session to assist registrars to prepare for their exams and broaden their clinical diagnosis experience.

The nine sessions had 95 speakers, 779 attendees and received a 4.9% out of 5 feedback rating.

REGISTRAR EDUCATION

Throughout the year, the Institute maintained our commitment to supporting the Australasian College of Dermatology by providing an immersive and diverse clinical training environment for Victorian dermatology registrars. Our sub-specialty clinics offer a rich training environment, including the opportunity to develop skills around private billing.

The Skin Health Institute prides itself on its collegiality and dedication to supporting registrars through their training along with the generous fellows who donate their time to educate through our Skin School program.

We continued to provide the supplementary Skin Schools to complement the College's formal education program. Over 34 national education sessions were held over the year with 644 overall attendees, sessions were held predominantly online and after hours and received an overall average feedback score of 4.92%.

On top of the live education sessions, the Institute continues to grow our registrar specific learning management system which now houses over 90 resources for national dermatology registrars to access to support their study requirements.

MEDICAL STUDENTS

Since the pandemic the Skin Health Institute has assisted to run the 'Undergraduate Student Prize in Dermatology'. Medical students from Deakin, Melbourne, Monash and Notre Dame Universities who have an interest in dermatology are eligible to sit a written exam followed by VIVA's for the top candidates from each university.

Examiners Dr Jack Green, Dr Senhong (Isaac) Lee, Dr Joshua Elakis and Chief Examiner Dr Anita Lasocki were pleased to award the winners their certificates and prize at The Royal Children's Hospital Clinical Meeting. Congratulations to:

- Theng Chun (Chris) Wong
- Melody Win Oo
- Will Swansson

JOURNAL CLUBS AND NURSE EDUCATION

The Education team facilitated ongoing learning for our clinics, including Transplant, SKASES and Moh's, through both in-person and online Journal Clubs, as well as the Nurse Lunch and Learn series for our valued nurses. Over the past financial year, more than 23 sessions were conducted, highlighting the Institute's and staff's commitment to our education pillar and professional development.

"Very informative and engaging session! Thank you and I look forward to attending the next presentation."

— General Practitioner

EXTERNAL EDUCATION

During the past financial year, the Institute was instrumental in providing professional education and training to a diverse audience. This included dermatologists and dermatology registrars both nationally and internationally, dermatology nurses, general practitioners (GPs) and GP registrars, pharmaceutical representatives (team training), as well as patients and the general public.

Throughout the year, we organised and hosted 45 events, with overall attendance of 1174 attendees. A notable addition to our educational offerings was the introduction of the 2024 Triennial Cosmetic Dermatology Education Series, a collaboration between the Australasian Society of Cosmetic Dermatologists, Australasian College of Dermatologists and the Skin Health Institute. We hosted 5 sessions with overall attendance of 233 attendees and a feedback rating of 4.68 out of 5

Masterclasses remained our most popular events, attracting an impressive 399 attendees across 19 sessions. The strong turnout and positive feedback highlight the value of our external education initiatives for healthcare professionals striving to stay at the forefront of their fields.

ADVANCED TARGETED THERAPEUTICS PORTAL

The Advanced Targeted Therapeutics Portal (ATEP), launched in February 2022, remains an essential resource for healthcare professionals. We are dedicated to continuously expanding and enhancing the portal's offerings.

Currently, it features 16 drug page links, with more under development, and we are pleased to have a steadily growing subscriber base of 1,075 individuals. To ensure the information remains accurate and relevant, we collaborate closely with pharmaceutical companies to keep their biologic therapy data current.

We are committed to regularly adding valuable content, including the latest news and articles, to provide subscribers with ongoing opportunities for professional growth and development.

CONTINUED GP EDUCATION

We are committed to providing valuable education and training opportunities to support the professional development of GPs and enhance their expertise in dermatology and skin health.

We are proud to be an accredited CPD activity provider with the RACGP and ACRRM. Following the success of our GP workshops last year, we conducted five engaging and informative sessions. These sessions covered four inflammatory skin conditions and one hybrid Dermoscopy workshop.



PILLARS OF DERMATOLOGY SYMPOSIUM 2024

The 3rd Pillars of Dermatology symposium was held in conjunction with the ARISE Annual Rheumatology Independent Scientific Event in February, marking a significant collaboration between dermatologists and rheumatologists. Over the course of the weekend, more than 100 dermatologists and 130 rheumatologists from across Australia gathered to participate in a diverse range of educational sessions.

The event featured over 10 sessions, including three cross-disciplinary ones, which provided valuable insights into various aspects of dermatology and rheumatology. Notable highlights included Jenny Nicolopoulos's session on "Fasting and the Skin," a discussion on Sustainable Healthcare led by Mr Michael Hii and Dr Eugene Tan, and an international panel on Hidradenitis Suppurativa (HS) featuring Dr Falk Bechara, Dr Di Norris, Dr Helen Saunders, and Dr Angela Webb.

We would like to extend our sincere thanks to our partner, Novartis, for their generous support in making this event a success.

"I enjoyed the educational weekend and catching up with colleagues. Skin Health Institute education is the best in the country."

— Dermatologist

MEDICAL TO COSMETIC DERMATOLOGY SYMPOSIUM 2024

The inaugural Skin Health Institute Medical to Cosmetic Dermatology Symposium, held on June 22-23, was a resounding success, receiving exceptional feedback from participants. The event brought together fifty dermatologists from across Australia, featuring a comprehensive program that highlighted the latest advancements, techniques, and research in both medical and cosmetic dermatology.

Renowned international and Australian dermatologists served as keynote speakers, sharing their expertise on a wide range of topics, including alopecia areata, rosacea, acne, atopic dermatitis, psoriasis, hyperhidrosis, hidradenitis suppurativa, and the application of botulinum toxin in the upper facial region. Attendees greatly benefited from sessions focused on innovative treatments, emerging technologies, and best practices aimed at enhancing patient outcomes.

This event underscored the importance of integrating medical and cosmetic dermatology for holistic skin health, and we are committed to continuing to offer world-class dermatology symposiums in the future.

We extend our sincere gratitude to AbbVie and Allergan Aesthetics, an AbbVie company, for their invaluable support of this event.



ATOPIC DERMATITIS DINNER MEETING 2024

In March, the Skin Health Institute hosted a dinner meeting titled “Is Atopic Dermatitis Only Skin Deep?” marking the inaugural event in our newly curated series of specialised offerings. This event, supported by our partner Sanofi, was met with great enthusiasm, particularly for the valuable networking opportunities it provided Victorian dermatologists.

The event drew 27 Victorian dermatologists, including several heads of hospitals. Attendees were privileged to participate in a 75-minute presentation on Atopic Dermatitis delivered by international speaker, Professor Stephan Weidinger, who joined us virtually.

This event not only provided an exclusive networking platform for SHI members but also received highly positive feedback, reflecting the success of our new curated event offerings.

SPOT DIAGNOSIS, NOW IN ITS SIXTH SEASON

Spot Diagnosis, the podcast series that discusses dermatological patient presentations commonly encountered by GPs, has now reached over 80,000 downloads globally. The series provides evidence-based, up-to-date medical education and information aimed at upskilling medical practitioners in treating skin complaints, to improve the skin health of our communities.

At last count we’ve been listened to in 141 countries! The vast majority are from Australia (53,264), but we have substantial numbers of listeners in the US (7,983), UK (4,020), Canada (3,175), India (1,174) and New Zealand (856), and we now have 551 subscribers and an average of 1393 downloads per episode.

Spot Diagnosis has gained RACGP and ACRRM CPD accreditation, so GP listeners can claim CPD hours just by listening, and we’ve also made it onto resource lists for many medical schools.

With season 5 now complete and season 6 currently airing, we are proud of Spot Diagnosis's remarkable growth and the positive feedback we've received from GPs, medical students, nurses, and pharmacists.

GRADUATING REGISTRARS

We are very proud that we have successfully supported ALL the 4th year Victorian registrars who passed their exams in 2023 and would like to congratulate the following Victorian Registrars:

Dr Natalie Wong
Dr Matthew Howard
Dr Quynh Le
Dr Katherine Allnutt

This group has demonstrated substantial ambition in their study, showing their commitment to making a significant impact on our community's skin health in the coming years. We take great pride in their accomplishments and eagerly anticipate the opportunity to collaborate with them in the future.

ACKNOWLEDGEMENTS

Remaining a centre of excellence in dermatology is challenging, and the sharing of learning, training and skills is an essential element of this success.

Our collaboration and shared learning activities would not be possible without the support of the consultants who presented such high-quality content at our education sessions and our corporate partners who sponsor our education offering.

We would like to thank the following individuals who supported our education activities this year:

A/Prof Aaron Robinson
A/Prof Adrian Mar
Dr Adriene Lee
Dr Ahmed Kazmi
Dr Alexander Nirenberg
Dr Alexis Arasu
Dr Alice Rudd
A/Prof Alvin Chong
A/Prof Anthony Hall
Dr Angela Webb
Dr Amreeta Kaur
Dr Amy Johnson
Dr Andjela Arandjelovic
Dr Andrew Pink
Dr Anneliese Willems

Dr Annie Hua
Dr Anthony Honigman
Dr Anthony Moussa
Dr Antoinette Carla Ciconte
Dr Ayesha Vos
Dr Belinda Welsh
Dr Benjamin Daniel
Dr Blake Mumford
Dr Bowen Xia
Dr Cara McDonald
Dr Carlo Russo
Dr Celine Lee
Dr Charlotte, Kronos
A/Prof Christopher Baker AM
Dr Claire Ronaldson
Dr Claire Higgins
Dr Clarissa Xuan Ning Ting
Mr Clinton Teitz
Dr Christian Gan
Dr Conor Larney
Dr Dale Jobson
A/Prof David Orchard
Dr Daniel Zhu
Mr David Malone
Dr Diana Rubel
Dr Diana Norris
Dr Deepti Shukla
Dr Desmond Gan
A/Prof Douglas Gin
Dr Edward Upjohn
Ms Elizabeth Le Hunt
A/Prof Erin McMeniman
Dr Ernest Tan

A/Prof Esther Freeman
Dr Eugene Tan
Prof Falk Bechara
Dr Frances Bell
Dr Francis Lai
Dr Felix Liu
Ms Fiona Cameron
A/Prof Gayle Ross
Prof George Varigos
Dr Georgia Koroneos
Dr Gia Toan Tang
Dr Gillian Marshman
Prof Gregory Goodman AM
Dr Gwyneth (Natalie) Wong
Dr Helen Saunders
Dr Hellen Geros
Dr Holly Sexton
Dr Hossein Manuchehri
Dr Howard Yang
Dr Ian McCrossin
Prof Ingrid Winship AO
Dr Jacinta Opie
Dr Jack Green
Dr James (Seamus) Fuller
Dr Jane Li
Dr Jacqueline Jiang
Dr Jenny Lay
Dr Jenny Nicolopoulos
Dr Jennifer Cahill
Dr Jeremy Horton
Dr Jessica McClatchy
Dr Jo-Ann See
Ms Joanne Coughlin

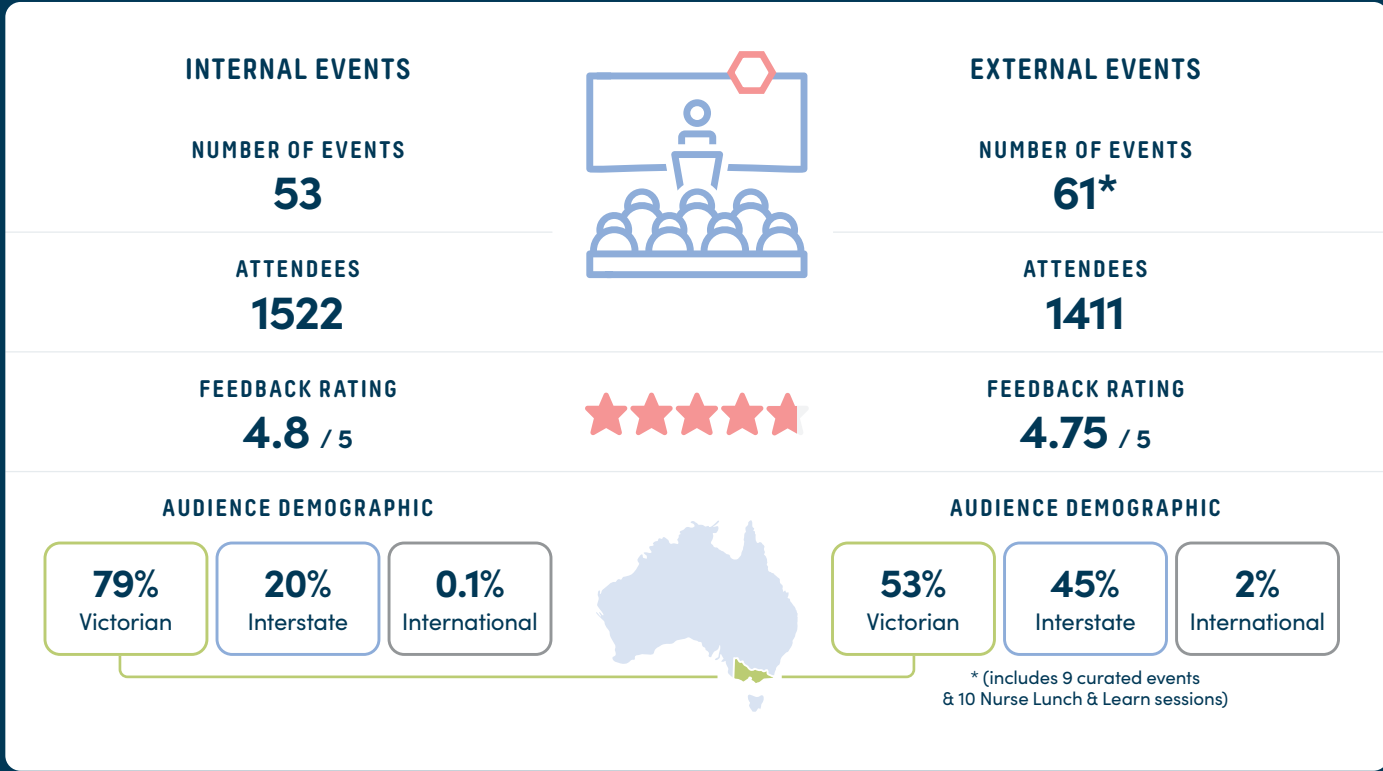
Prof Johannes S. Kern
Prof John Su
Dr John Sullivan
Prof John W Kelly
Dr Jonathon Chan
Dr Josephine Yeatman
Dr Joshua Elakis
Dr Kamaldeep Sandhu
Dr Karen Freilich
Dr Katherine Allnutt
Dr Katherine Armour
Dr Kathryn Cook
Prof Kenneth Gordon
Ms Kim Wilson
A/Prof Kurt Gebauer
Dr Lachlan Lau
A/Prof Laura Scardamaglia
Ms Laura Spicer
Dr Laura Savage
Dr Lauren Anderson
Dr Laxmi Iyengar
Dr Lena Ly
Dr Lily Vu
Dr Luke Crantock
Dr On Bon (Louis) Chan
Dr Louise Photiou
Dr Lydia Pathman
Dr Mabel Yan
Dr Malini Sivasaththivel
Ms Martina Otten
Dr Matthew Howard
Dr Matthew Palmer
Dr Matheen Mohamed

Dr Mei Mui Tam
Dr Mi Vu
Dr Michael Hii
Dr Michael Rich
Dr Michelle Thomas
Dr Michelle Rodrigues
Dr Michaela Zallmann
Dr Milan van Ammers
Dr Moira Finlay
Dr Monika Bakai
Dr Nick Manuepillai
Dr Nicole Yoong
Dr Nadine Abu-Ghazaleh
Dr Nikki Adler
Dr Nisal Punchihewa
A/Prof Patricia Lowe
A/Prof Patrick Mahar OAM
Dr Paul Curnow
A/Prof Peter Foley
Dr Peter Callan
Dr Peter Nash
Dr Quynh Le
Dr Ramy Abdel Mawgoud
Dr Ryan De Cruz
Dr Richard Woolf
Dr Rebecca Nguyen
A/Prof Robert Kelly
A/Prof Rosemary Nixon AM
Dr Rosie Worsley
Dr Ross King
Dr Rudolf Schrover
Dr Sally Ng
Dr Sarah Adamson

Dr Sarah Brennand
Ms Sarah Chivers
Dr Sarah Flynn
Dr Saurabh Prakash
Dr Sangho Lee
Dr Seamus McWhirter
Dr Senhong (Isaac) Lee
Dr Sera Sarsam
Ms Shannon Jones
Dr Shom Bhattacharjee
Dr Siu-Ying Kwok
Dr Sophie Lim
Dr Stephanie Tizi
Prof Stephan Weidinger
Dr Stephen Lade
Dr Stephen Shumack
Dr Stefania Roberts
Ms Sue Anderson
A/Prof Susan Robertson
A/Prof Tam Nguyen
Dr Timothy O'Brien
Dr Tim Rutherford
Dr Thuvarahan Jegathees
A/Prof Vanessa Morgan
Dr Vanessa Tran
A/Prof Victoria Mar
Dr Vivien Lai
Dr Wonie Uahwatanasakul
Dr Yonatan Kok
Dr Zack Holmes
Dr Zahra Assarian

SHI'S EDUCATION AND TRAINING REACH IN 2023/2024

EDUCATION EVENTS June 2023 — June 2024



ATEP (ADVANCED TARGETED THERAPEUTICS PORTAL)



SUBSCRIBERS
1059



SPONSORED DRUG PAGES

16


SOCIALS (as of 30 October 2024)



EDUCATION SESSIONS
6,725 views



TOTAL FOLLOWERS ON ALL PLATFORMS
6,947*


Instagram
1,957


Facebook
2,328


LinkedIn
1,871


X
791

PARTNERS

The support of our dedicated sponsors, partners, community groups and companies are critical to our work. We would like to thank our partners for the ongoing support of the Institute.

INSTITUTE PARTNER



PLATINUM PARTNERS



TIER 1 PARTNERS



TIER 2 PARTNERS



TIER 3 PARTNERS



OTHER PARTNERS



SUPPORTERS

We are deeply thankful for the generosity of our donors and supporters, whose contributions have been instrumental in advancing our mission to improve skin health and dermatological care. We extend our heartfelt thanks to all our donors from our patients, staff, and member communities, including those who provided salary donations, recurring contributions, or one-time gifts.

A special acknowledgment goes to The F & E Bauer Foundation for their invaluable support. Each of our contributors has helped us make a lasting impact on the lives of countless individuals and families.

THE F & E BAUER FOUNDATION

managed by Equity Trustees



“I received the most wonderful care at Skin Health Institute and I can't speak highly enough of their wonderful team.”

— SHI Patient

FINANCIAL PERFORMANCE

The 2023-24 year has marked a significant milestone for the Institute, with a return to financial sustainability and delivery of the first operating surplus in some years. A financial sustainability plan primarily focused on revenue-led strategies resulted in increased clinical activity, improved billings management, and substantially improved rental income. The careful management of expenses and the introduction of efficiency practices delivered a marked turnaround in the Institute's financial performance.

Improved financial performance directly translated into positive net cash flow. This improved cash flow has offset a sizeable portion of the Institute's Business Loan Facility, reducing interest expenses, particularly over the last quarter of the financial year.

Reviews of sub-specialty clinic performance, growth in surgery activity, and renegotiating some contracts with private health funds all contributed to significant growth in clinical services revenue. With pleasing growth in corporate partnerships and clinical trials, income from operating activities increased 6.5% compared to the previous year.

The other major contributor to increased revenue over 2023-24 was rental income. A decision to relocate Institute staff to create additional leasable space and renegotiate existing tenancies to parity with market rates increased total revenue from leasing arrangements by 24% compared to the previous year.

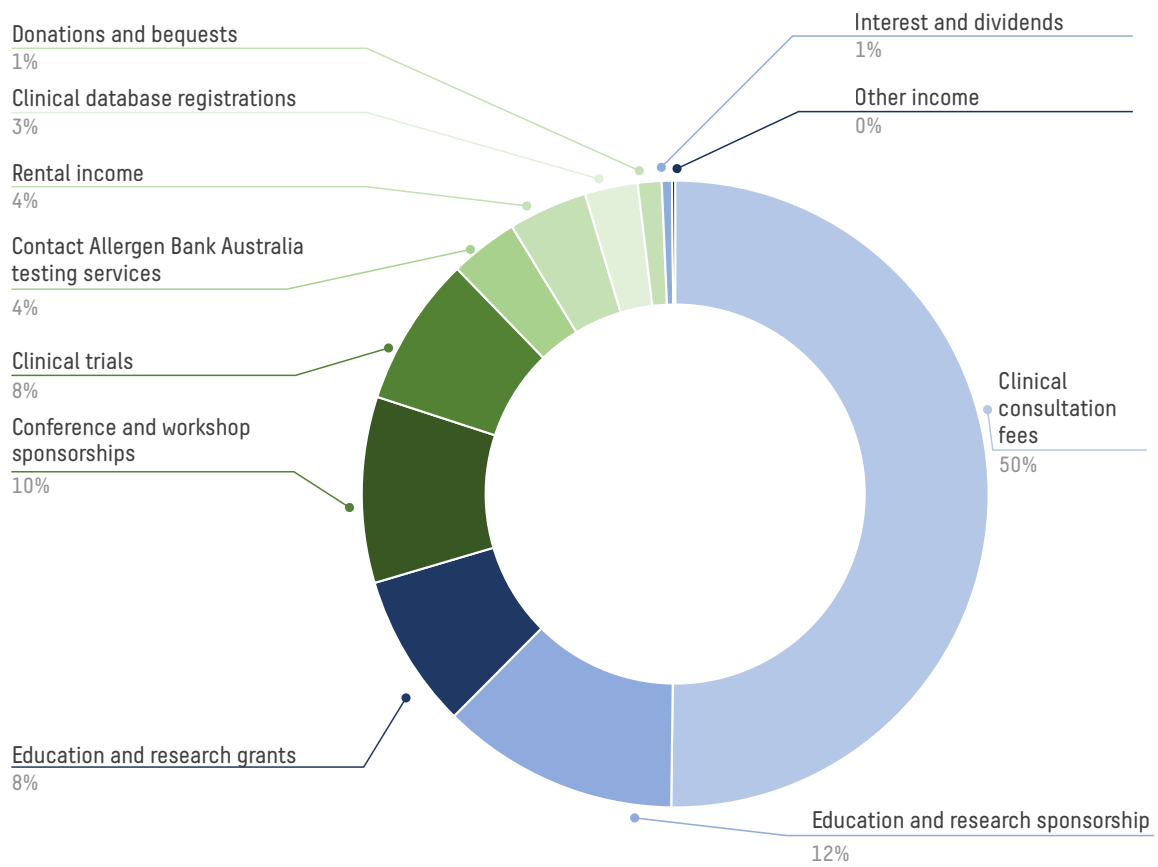
A small number of targeted redundancies progressed during the 2023-24 year, contributing to a 2% reduction in employee expenses relative to the prior year. These changes have lowered the Institute's recurrent cost base and will deliver higher savings in 2024-25 when they have a full-year effect.

The net result for the 2023-24 fiscal year was a surplus of \$141,646 compared to the budget of \$129,749. This pleasing result reflects a significant turnaround from the 2022-23 result of a (\$268,967) deficit. Net cash flow from operating activities in 2023-24 was \$285,379, a marked improvement from a (\$663,922) cash flow deficit over the previous financial year.



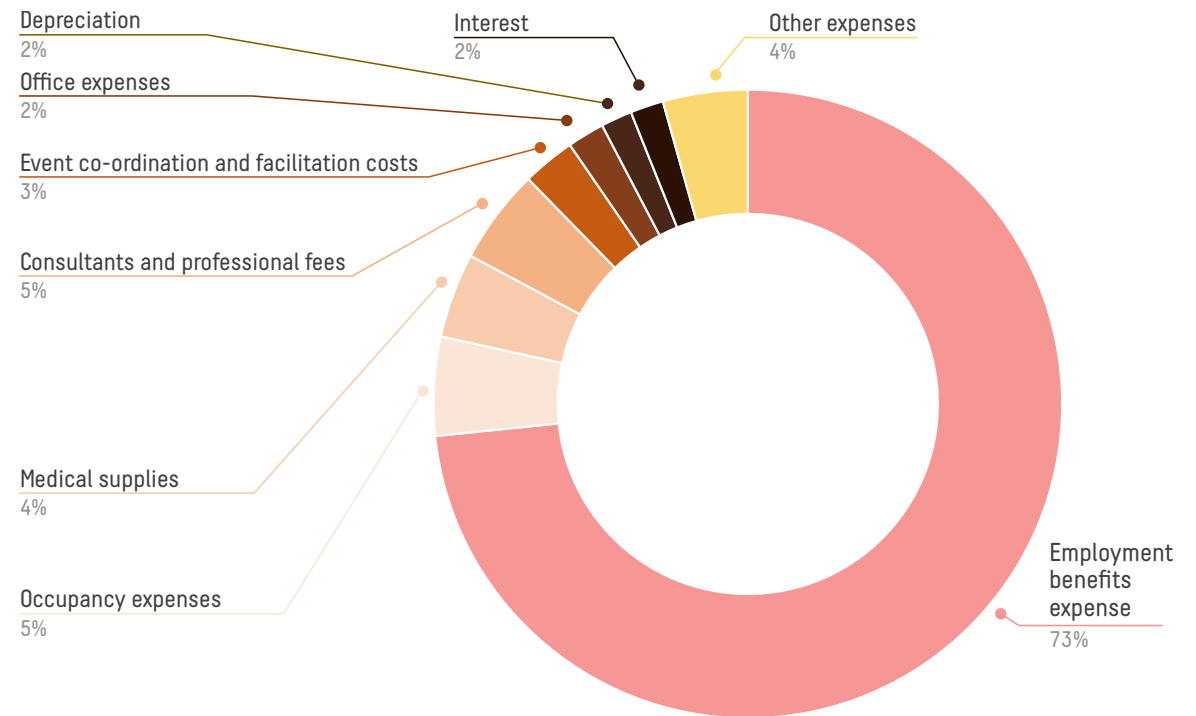
INCOME

CLINICAL CONSULTATION FEES	\$4,971,780	50%
EDUCATION AND RESEARCH SPONSORSHIP	\$1,214,500	12%
EDUCATION AND RESEARCH GRANTS	\$788,192	8%
CONFERENCE AND WORKSHOP SPONSORSHIPS	\$950,073	10%
CLINICAL TRIALS	\$766,613	8%
CONTACT ALLERGEN BANK AUSTRALIA TESTING SERVICES	\$349,083	4%
RENTAL INCOME	\$403,762	4%
CLINICAL DATABASE REGISTRATIONS	\$269,695	3%
DONATIONS AND BEQUESTS	\$121,810	1%
INTEREST AND DIVIDENDS	\$51,858	1%
OTHER INCOME	\$16,110	0%
TOTAL	\$9,903,476	



EXPENSES

EMPLOYMENT BENEFITS EXPENSE	\$7,183,388	73%
OCCUPANCY EXPENSES	\$496,995	5%
MEDICAL SUPPLIES	\$427,024	4%
CONSULTANTS AND PROFESSIONAL FEES	\$478,249	5%
EVENT CO-ORDINATION AND FACILITATION COSTS	\$266,794	3%
OFFICE EXPENSES	\$187,146	2%
DEPRECIATION	\$157,113	2%
INTEREST	\$167,031	2%
OTHER EXPENSES	\$426,829	4%
TOTAL	\$9,790,569	



PUBLICATION LIST

PATRICK MAHAR

- Mahar PD, Crothers A, Foley P, Thomas J. Barriers to the introduction of novel advanced targeted treatments for Australian dermatology patients: Are skin diseases symptomatic of a systemic healthcare problem? *Australasian Journal of Dermatology* 2024;65:e164-165
- Mahar PD, Robertson SJ, Orchard D, Baker C, Foley P. Paediatric indications and dosing guidance for advanced targeted treatments in Australia. *Australasian Journal of Dermatology* 2024;65:373377
- Foley P, Mahar PD, Orchard D, Smith SD, Wong L, Gupta M, Manuelpillai N, Su J, James A, Fischer G, Mashman G, Turner M, King E, Kennedy R, Baker C. Australian consensus: Treatment goals for moderate to severe psoriasis in the era of targeted therapies—considerations for paediatric patients. *Australian Journal of Dermatology* 2024;65:e134-e144
- Panaccio DC, Farmer CC, Pang SC, Dean JM, Mahar PD, Kevata DA. Medical negligence under pressure: obligations of clinicians and healthcare services in the setting of resource limitations. *Internal Medicine Journal* 2024;54:1205-1207
- Vasanthan R, Ross G, Mahar PD, Nixon R. An acute, progressive asymmetrical pruritic eruption. *Australian Journal of General Practice* 2024 (in press)
- Vasanthan R, Mahar PD. I plucked a hair out of my mole—an enlarging ulcerated nodule. *Medicine Today* 2024;25(5):56-57
- Chan OB, Willems A, Simpson K, Gopinathan LP, Robertson SJ, Mahar PD. Toxic epidermal necrolysis: a rare and life-threatening condition. *Australasian Journal of General Practice* 2024; 2024 Mar;53(3):138-140. doi: 10.31128/AJGP-05-23-6831.

PETER FOLEY

- Korman NJ, Warren RB, Bagel J, Armstrong AW, Gooderham M, Strober B, Thaçi D, Morita A, Imafuku S, Foley P, Sofen H, Zheng M, Hippeli L, Kisa RM, Banerjee S, Blauvelt A. Deucravacitinib onset of action and maintenance of response in phase 3 plaque psoriasis trials. *J Dermatolog Treat*. 2024 Dec;35(1):2371045. doi: 10.1080/09546634.2024.2371045. Epub 2024 Jun 30. PMID: 38945549.
- Holmes Z, Goh MS, Foley P, Daniel BS. Tildrakizumab use for recalcitrant pityriasis rubra pilaris. *Australas J Dermatol*. 2024 Aug;65(5):476-479. doi: 10.1111/ajd.14307. Epub 2024 May 30. PMID: 38814107.
- Strober B, Blauvelt A, Warren RB, Papp KA, Armstrong AW, Gordon KB, Morita A, Alexis AF, Lebwohl M, Foley P, Kisa RM, Colston E, Wang T, Banerjee S, Thaçi D. Deucravacitinib in moderate-to-severe plaque psoriasis: Pooled safety and tolerability over 52 weeks from two phase 3 trials (POETYK PSO-1 and PSO-2). *J Eur Acad Dermatol Venereol*. 2024 Aug;38(8):1543-1554. doi: 10.1111/jdv.19925. Epub 2024 Mar 7. PMID: 38451052.
- Fluhr JW, Alexis AF, Andriessen A, Ferero Barrios OL, Bjerring P, Foley P, Gold MH, Kaderbhai H, Zhang C. A global perspective on the treatment and maintenance of mature skin using gentle cleansers and moisturizers. *Int J Dermatol*. 2024 Jul 28. doi: 10.1111/ijd.17375. Epub ahead of print. PMID: 39073154.
- Merola JF, Chiou AS, During E, Foley P, Wu J, Ardeleanu M, Ozturk ZE. Improved sleep parallels improvements in atopic dermatitis signs, symptoms, and quality of life in adult patients treated with dupilumab: 24-week results from the DUPISTAD study. *J Am Acad Dermatol*. 2024 Jul 14:S0190-9622(24)02483-6. doi: 10.1016/j.jaad.2024.05.100. Epub ahead of print. PMID: 39009229.
- Mahar PD, Crothers A, Foley P, Thomas J. Barriers to the introduction of novel advanced targeted treatments for Australian dermatology patients: Are skin diseases symptomatic of a systemic healthcare problem? *Australas J Dermatol*. 2024 Jun 18. doi: 10.1111/ajd.14333. Epub ahead of print. PMID: 38887107.
- Mahar PD, Robertson SJ, Orchard D, Baker C, Foley P. Paediatric indications and dosing guidance for advanced targeted treatments in Australia. *Australas J Dermatol*. 2024 Jun;65(4):373-377. doi: 10.1111/ajd.14230. Epub 2024 Mar 6. PMID: 38445760.
- Foley P, Mahar PD, Smith SD, Gupta M, Manuelpillai N, Orchard D, Wong LC, Su JC, James A, Fischer G, Marshman G, Rawlin M, Turner M, King E, Kennedy R, Baker C. Australian consensus: Treatment goals for moderate to severe psoriasis in the era of targeted therapies – Considerations for paediatric patients. *Australas J Dermatol*. 2024 May 13. doi: 10.1111/ajd.14303. Epub ahead of print. PMID: 38741474.
- Holmes Z, Foley P, Baker C, Daniel BS. Dupilumab for chronic actinic dermatitis: A case series and review of the literature. *Australas J Dermatol*. 2024 May;65(3):287-291. doi: 10.1111/ajd.14293. Epub 2024 Apr 17. PMID: 38629787.
- Armstrong A, Eyerich K, Conrad C, Zhu Y, Yang YW, Miller M, You Y, Shen YK, Foley P, Griffiths CEM, Strober B. Immunogenicity and pharmacokinetics of guselkumab among patients with moderate-to-severe psoriasis in VOYAGE-1 and VOYAGE-2. *J Eur Acad Dermatol Venereol*. 2023 Dec;37(12):e1375-e1379. doi: 10.1111/jdv.19309. Epub 2023 Jul 28. PMID: 37415560.

- Merola JF, Chiou AS, During E, Costanzo A, Foley P, Alfalasi A, Gogate S, Pinter A, Dodiuk-Gad R, Simon D, Tauber M, Weller R, Pereyra-Rodriguez JJ, Ardeleanu M, Wu J, Ozturk ZE. Dupilumab significantly improves sleep in adults with atopic dermatitis: results from the 12-week placebo-controlled period of the 24-week phase IV randomized double-blinded placebo-controlled DUPISTAD study. *Br J Dermatol*. 2023 Nov 16;189(6):685–694. doi: 10.1093/bjd/ljad284. PMID: 37562034.
- Footner E, Firipis K, Liu E, Baker C, Foley P, Kapsa RMI, Pirogova E, O'Connell C, Quigley A. Layer-by-Layer Analysis of In Vitro Skin Models. *ACS Biomater Sci Eng*. 2023 Nov 13;9(11):5933–5952. doi: 10.1021/acsbomaterials.3c00283. Epub 2023 Oct 4. PMID: 37791888.
- Foley P, Gebauer K, Sullivan J, McMeniman E, Shumack S, Ng J, James A, Rawlin M, Sidhu S, Tilakaratne D, Turner M, Radulski B, Nash P, Baker C. Australian consensus: Treatment goals for moderate to severe psoriasis in the era of targeted therapies – Adult patients. *Australas J Dermatol*. 2023 Nov;64(4):476–487. doi: 10.1111/ajd.14138. Epub 2023 Jul 28. PMID: 37501636.
- Zhou C, Yang X, Yang B, Yan G, Dong X, Ding Y, Fan W, Li L, Yang D, Fang H, Ji C, Cheng H, Zhang S, Goh AH, Liu R, Gu X, Weng Z, Foley P, Sinclair R, Zhang J. A randomized, double-blind, placebo-controlled phase II study to evaluate the efficacy and safety of ivarmacitinib (SHR0302) in adult patients with moderate-to-severe alopecia areata. *J Am Acad Dermatol*. 2023 Nov;89(5):911–919. doi: 10.1016/j.jaad.2023.02.063. Epub 2023 Apr 3. PMID: 37019385.
- Strober B, Thaçi D, Sofen H, Kircik L, Gordon KB, Foley P, Rich P, Paul C, Bagel J, Colston E, Throup J, Kundu S, Sekaran C, Linaberry M, Banerjee S, Papp KA. Treatment of plaque psoriasis with deucravacitinib (POETYK PSO-2 study): a plain language summary. *Immunotherapy*. 2023 Aug;15(11):787–797. doi: 10.2217/imt-2023-0062. Epub 2023 May 7. PMID: 37150956.
- Blauvelt A, Lebwohl M, Langley RG, Rowland K, Yang YW, Chan D, Miller M, You Y, Yu J, Thaçi D, Foley P, Papp KA. Malignancy rates through 5 years of follow-up in patients with moderate-to-severe psoriasis treated with guselkumab: Pooled results from the VOYAGE 1 and VOYAGE 2 trials. *J Am Acad Dermatol*. 2023 Aug;89(2):274–282. doi: 10.1016/j.jaad.2023.03.035. Epub 2023 Apr 3. PMID: 37019386.
- Blauvelt A, Thaçi D, Papp KA, Ho V, Ghoreschi K, Kim BS, Miller M, Shen YK, You Y, Chan D, Yu J, Yang YW, Lebwohl MG, Gottlieb AB, Crowley J, Foley P. Safety of guselkumab in patients with psoriasis with a history of malignancy: 5-year results from the VOYAGE 1 and VOYAGE 2 trials. *Br J Dermatol*. 2023 Jul 7;189(1):132–134. doi: 10.1093/bjd/ljad081. PMID: 36944555.
- Spelman L, Potter AE, Baker C, Shumack S, Sinclair R, Christie D, Wong B, Foley P, Hacker S, Allison CC, the National Dermatology Radiation Oncology Registry (NDROR) investigators and sites. A reply to 'Efficacy and safety of widefield radiation therapy for extensive skin field cancerization remains unproven'. *J EADV Clinical Practice*. First published: 19 March 2024. <https://doi.org/10.1002/jvc2.397>.
- Spelman L, Potter AE, Baker C, Shumack S, Sinclair R, Christie D, Wong B, Foley P, Hacker S, Allison CC, the National Dermatology Radiation Oncology Registry (NDROR) investigators and sites. Efficacy and safety analysis: 24-month outcomes from a prospective cohort of 106 fields treated with widefield radiation therapy for extensive skin field cancerization, with or without keratinocyte cancers. *J EADV Clinical Practice*. First published: 02 December 2023 <http://dx.doi.org/10.1002/jvc2.312>.
- Nguyen JK, Shumack S, Daniel BS, Foley PA. Deucravacitinib: a first-in-class oral treatment for psoriasis. *Medicine Today* 2024; 25(6): 41–45. 53(3): 138–140

ROSEMARY NIXON

- Watsky K, Nixon R, Mowad C, Marks J. Allergic Contact Dermatitis. *Bologna's Textbook of Dermatology*, fifth edition. Elsevier 2024, volume 1, 246–266.
- Fuller JS, Palmer A, Nixon R. An update on the performance of the Australian Baseline Series detecting allergic contact dermatitis. *Contact Dermatitis* 2024; doi:10.1111/cod.1467
- Fuller JS, Nixon R. Titanium allergy to a hip implant presenting with a generalised rash and keratoderma. *Contact Dermatitis* 2024; doi: 10.1111/cod.14667.
- Vasanthan R, Ross G, Mahar P, Nixon R. An acute progressive, asymmetrical pruritic eruption. *Aust J General Prac* 2024; vol 53.
- Kaur A, Higgins C, Nixon R. Allergic contact dermatitis to Flexi-Trak dressing. *Contact Dermatitis* 2024; doi: 10.1111/cod.14633.
- Fuller JS, Palmer A, Nixon R. Patch testing with titanium oxalate is not easy. *Contact Dermatitis* 2024; 91:163–164.

- Kaur A, Nixon R. Allergic contact dermatitis to epoxy resins associated with nail dystrophy and paraesthesia. *Contact Dermatitis* 2024; 90: 442-444.
- Kaur A, Nixon R. General dermatology and dermatology in primary healthcare. A case of fingertip changes. *Clin Exp Derm* 49: 750-751.
- Kaur A, Nixon R. General dermatology and dermatology in primary healthcare. A case of hand dermatitis. *Clin Exp Derm* doi.org/10.1093/ced/llae090

JOHANNES KERN

- Arasu, A., Howard, A., Tan, C., Prakash, S., & Kern, J. S. (2023). Clinical and dermoscopic features of nail unit melanoma in an Australian nail clinic cohort. *Australasian Journal of Dermatology*, 64(3), 417-422. <https://doi.org/10.1111/ajd.14057>
- Ding, J., Hillig, C., White, C. W., Fernandopulle, N. A., Anderton, H., Kern, J. S., Menden, M. P., & Mackay, G. A. (2024). CXCL17 induces activation of human mast cells via MRGPRX2. *Allergy*, 79(6), 1609-1612. <https://doi.org/10.1111/all.16036>
- Honigman, A., Oo, H. P., Macdonell, R., & Kern, J. S. (2024). The safety and efficacy of dual biological therapy: Dupilumab and Fremanezumab. *Australasian Journal of Dermatology*, 65(3). <https://doi.org/10.1111/ajd.14205>
- Jiang, J., Kern, J. S., & Tam, M. (2023). A simple solution for habit-tic nail deformity. *Australasian Journal of Dermatology*, 64(3). <https://doi.org/10.1111/ajd.14077>
- Kern, J. S., & Hofmann, S. C. (2023). Management von Bullösem Pemphigoid und Schleimhautpemphigoid [Management of bullous pemphigoid and mucous membrane pemphigoid]. *Die Dermatologie*, 74(12), 927-936. <https://doi.org/10.1007/s00105-023-05241-3>

- McComish, J. S., Slade, C. A., Buizen, L., Paul, S. K., Chatelier, J. W., Unglik, G., Nicholls, K. A., Spriggs, K., Chan, S. S., Godsell, J., Auyeung, P., Tan, Z. H., DeLuca, J., Patel, M., Kuek, L. E., Tran, Y., Kern, J. S., Scardamaglia, L., Varigos, G. A., ... Douglass, J. A. (2023). Randomized controlled trial of omalizumab in treatment-resistant systemic and cutaneous mastocytosis (room). *The Journal of Allergy and Clinical Immunology: In Practice*, 11(7). <https://doi.org/10.1016/j.jaip.2023.04.008>

MICHELLE RODRIGUES

- Gan, C., & Rodrigues, M. (2024). An update on new and existing treatments for the management of Melasma. *American Journal of Clinical Dermatology*, 25(5), 717-733. <https://doi.org/10.1007/s40257-024-00863-2>
- Harvey, V. M., Alexis, A., Okeke, C. A. V., McKinley-Grant, L., Taylor, S. C., Desai, S. R., Jaleel, T., Heath, C. R., Kang, S., Vashi, N., Lester, J., Vasquez, R., Rodrigues, M., Elbuluk, N., Hamzavi, I., Kwatra, S. G., Sundaram, H., Cobb, C., Brown, S. G., ... Callender, V. D. (2024). Integrating skin color assessments into clinical practice and research: A review of current approaches. *Journal of the American Academy of Dermatology*. <https://doi.org/10.1016/j.jaad.2024.01.067>
- So, N., Price, K., O'Mara, P., & Rodrigues, M. A. (2024). The importance of cultural humility and cultural safety in health care. *Medical Journal of Australia*, 220(1), 12-13. <https://doi.org/10.5694/mja2.52182>
- Yang, Y., Morriss, S., & Rodrigues, M. (2024). Dermoscopy in Vitiligo, diagnostic clues and markers of disease activity: A review of the literature. *Clinical and Experimental Dermatology*, 49(9), 969-975. <https://doi.org/10.1093/ced/llad365>

- Morriss, S., & Rodrigues, M. (2023). Review of dermoscopic features in hypopigmentary disorders. *Clinical and Experimental Dermatology*, 49(9), 976-983. <https://doi.org/10.1093/ced/llad427>
- Liu, S., & Rodrigues, M. (2023). A cross-sectional study of pediatric dermatoses in a specialized pigment and skin-of-color center in Australia. *Pediatric Dermatology*, 40(6), 1074-1076. <https://doi.org/10.1111/pde.15431>
- Rodrigues, M. (2023). Importance of skin of colour dermatology in the primary care setting in Australia. *Australian Journal of General Practice*, 52(10). <https://doi.org/10.31128/AJGP-01-23-6681>
- Ediriweera, S., Gan, C., & Rodrigues, M. (2023). Acne: Unique considerations in skin of colour. *Australian Journal of General Practice*, 52(10). <https://doi.org/10.31128/AJGP-02-23-6720>
- Gan, C., Brand, R., Foster, R., Weidinger, J., & Rodrigues, M. (2023). Diagnosis, assessment and management of atopic dermatitis in children with skin of colour. *Australian Journal of General Practice*, 52(10). <https://doi.org/10.31128/AJGP-01-23-6684>
- Morriss, S., Gan, C., & Rodrigues, M. (2023). What is that white spot on my face? *Australian Journal of General Practice*, 52(10). <https://doi.org/10.31128/AJGP-01-23-6682>
- Post, N. F., Rodrigues, M. A., Seneschal, J., Th'ng, S., & Wolkerstorfer, A. (2023). Expert opinion about laser and intense pulsed light (IPL)-induced leukoderma or vitiligo: A cross-sectional survey study. *Archives of Dermatological Research*, 315(8), 2289-2294.
- Van Geel, N., Rodrigues, M., et al. (2023). Worldwide expert recommendations for the diagnosis and management of vitiligo: Position statement from the International Vitiligo Task Force Part 1: Towards a new management algorithm. *Journal of the European Academy of Dermatology and Venereology*. <https://doi.org/10.1111/jdv.19451>

Seneschal, J., Rodrigues, M., et al. (2023). Worldwide expert recommendations for the diagnosis and management of vitiligo: Position statement from the International Vitiligo Task Force Part 2: Specific treatment recommendations. *Journal of the European Academy of Dermatology and Venereology*.

Punchihewa, N., & Rodrigues, M. (2023). A comprehensive review of dermoscopy in melasma. *Clinical and Experimental Dermatology*.

Post, N. F., Rodrigues, M. A., & Liang-A-Jin, C. (2023). Consensus on the safety and risks of laser and intense pulse light (IPL) treatments in vitiligo patients: An e-Delphi study. *Journal of the American Academy of Dermatology*, 89(2), 352–354.

Lim, S. S., Mohammad, T. F., Kohli, I., Hamzavi, I., & Rodrigues, M. (2023). Optimisation of skin phototype classification. *Pigment Cell & Melanoma Research*.

Gan, C., Mahil, S., Pink, A., & Rodrigues, M. (2023). Atopic dermatitis in skin of colour. Part 2: Considerations in clinical presentation and treatment options. *Clinical and Experimental Dermatology*.

Gan, C., Mahil, S., Pink, A., & Rodrigues, M. (2023). Atopic dermatitis in skin of colour. Part 1: New discoveries in epidemiology and pathogenesis. *Clinical and Experimental Dermatology*, 48(6), 609–616.

SEAMUS FULLER

Fuller J, Palmer A, Nixon R. Patch testing with titanium oxalate is not easy. *Contact Dermatitis*. 2024;91(2):163-164. doi:10.1111/cod.14564

Fuller J, Frost G, Gray H, Ronaldson C, Nixon R. Titanium allergy to a hip implant presenting with a generalised rash and keratoderma. *Contact Dermatitis*. 2024. doi:10.1111/cod.14667

Fuller J, Palmer A, Nixon R. An update on the performance of the Australian Baseline Series in detecting allergic contact dermatitis. *Contact Dermatitis*. 2024. doi:10.1111/cod.14673

LAXMI IYENGAR

Iyengar, L., & Chong, A. (2024). Scabies: A concise synopsis. *Australian Journal of General Practice*, 53(10), 710–712. <https://doi.org/10.31128/ajgp-06-23-6863>

Iyengar, L., Fong, C. Y., Prakash, S., & Chong, A. H. (2024). Cutaneous involvement in chronic lymphocytic leukaemia. *British Journal of Haematology*, 205(1), 11–11. <https://doi.org/10.1111/bjh.19417>

Iyengar, L., & Chong, A. (2023). A woman with red papules on the eyelids (periocular dermatitis). *Medicine Today* 2024 (9) 55-57. <https://medicinetoday.com.au/mt/2023/september/regular-series/woman-red-papules-eyelids>

Iyengar, L., Chong, A. & Steer, AC. (2024) Scabies: a clinical update. *Medical Journal of Australia*.

Iyengar, L & Chong, A. (2024) Actinic Keratosis: diagnosis and management. *Medicine Today*

NISAL PUNCHIHEWA

Punchihewa N, Rodrigues M. A comprehensive review of dermoscopy in melasma. *Clinical and experimental dermatology*. 2023;49(9):956-960. doi:https://doi.org/10.1093/ced/llad266

Punchihewa N, Orchard D. Combination oral antifungal therapy for paediatric fungal infection: An option to improve efficacy and overcome clinical resistance. *Australasian Journal of Dermatology*. 2023;65(1):59-62. doi:https://doi.org/10.1111/ajd.14186

Punchihewa N, Pouryahya P, Rodrigues M. Identifying dermatological emergencies in patients with skin of colour: Insights from Australian emergency medicine practitioners. *Australasian Journal of Dermatology*. 2024;65(6):524-534. doi:https://doi.org/10.1111/ajd.14324

Punchihewa N, Tandon S, Poon F, Pawlowski R, Chan Y, Mar A. Athena: Speciality Certificate Examination case for general dermatology and dermatology in primary health care. *Clinical and Experimental Dermatology*. 2023;48(7):815-816. doi:https://doi.org/10.1093/ced/llad121

Punchihewa N, Wee E, Kelly JW, Mclean C, Mar VJ, Pan Y. The anatomical distribution of lentiginous melanoma (lentigo maligna and lentigo maligna melanoma): Differences according to sex. *Australasian Journal of Dermatology*. 2023;64(3). doi:https://doi.org/10.1111/ajd.14058

