



annual report 2014 - 2015



healthy skin by dermo

www.skin8.com

contents

President	4
Executive Director	6
Representatives	8
Clinics	10
Education	12
Research	14
ODREC	16
ASCD	18
Publications & Presentations	20
Financials	27
Supporters	33



Vision

A centre of excellence in skin health and home for dermatology.

Mission

- Provide world-class dermatological services and care to the community
- Contribute to the education of dermatologists, specialist trainees, medical students, general practitioners, other healthcare professionals as well as the wider community
- Promote global outcomes by supporting and contributing to dermatological research

Values

In all that we do, we strive for

- Excellence
- Innovation
- Respect
- Compassion
- Integrity
- Team work
- Accountability

Introduction

I would like to thank Associate Professor Chris Baker for his leadership as President of the Foundation for the past two years. It is a privilege to again take on the role of President and to work with an enthusiastic Board and management team.

There are many Foundations in the health sector, but ours is quite unique. Firstly, our principal stakeholders are all the dermatologists in Victoria – all the specialists in skin health. Secondly, and probably the most distinguishing feature, is that we are the only one that actually provides clinical care and treatment for patients.

Finally, our education and research practice and performance demonstrates clearly that we are Australia's centre of excellence in skin health.

We always strive to improve. During the past year, the Foundation has focused on growth in clinical services, our online education facilities, the expansion of our internal research capacity and extending the reach of our community awareness and education program.

Governance

My thanks to the Board for what has been both an interesting and busy year. I am particularly grateful to Ms Jac Phillips who has retired from the Board during the year as the Foundation's inaugural marketing and business development member. Jac has been succeeded by a very experienced marketing and events manager, Ms Meryn Pratt, who is already making a significant contribution.

Mr Jim Power, a partner at Price Waterhouse Coopers, has joined the Finance Committee as an external adviser. Jim's extensive experience in the corporate sector brings valued input to our Finance Committee and the management of the Foundation's finances. We are very pleased to have him working with us.

In April this year, the Executive Director led a workshop for the next triennial planning period (2015-2018). This important process has led to a number of additional activities being proposed, further expansion of our clinical services, our educational offerings and capacity in the Foundation's research arm.

Clinical Services

With the advent of our new day surgical centre, the Foundation has experienced an increase of 1,600 services being delivered during the last year. While much of this increase has been in the area of surgery, other services have also increased. We also introduced a new vitiligo clinic, which will soon commence an epidermal grafting service.

There are now 50 dermatologists and 10 plastic surgeons working at the Foundation, in addition to a psychologist, a psychiatrist and an oral mucosal specialist. This expansion in numbers reflects the continued support of the Foundation by its members, plastic surgeons and others. It is a very pleasing result.

Education

The Foundation has embarked on a deliberate online education program, collaborating with the Skin and Cancer Foundation Australia in Sydney and the Queensland Institute of Dermatology in Brisbane, to successfully apply for a three-year grant from the Macquarie Foundation to webcast educational programs being run by the three foundations for consultant dermatologists and registrars.

This program is an expansion of a pilot undertaken by the Skin & Cancer Foundation Inc during the previous year.

We now have 69 webcast recordings on the system which are made available to all Australian consultant dermatologists and dermatology registrars through a secure online library. The number of these recordings is growing steadily.

The Foundation has also commenced discussions with the Royal Australian College of General Practitioners to develop a specific range of presentations on dermatology for GPs. This is very important as there is only a small amount of dermatology education provided as part of the medical degree.

Discussions have also commenced with the New Zealand Dermatology Society with a view to expand access to these online videos to New Zealand dermatologists and trainees.



The Foundation congratulates the final year registrars who all passed their final exams in 2014 and became consultants in February 2015, namely Drs Chris Jalilian, Matthew Palmer, Ann Boyapati and Tahereh Taklif. They continue a strong tradition of Victorian registrars performing very well in their final examinations. This success reflects the Victorian Faculty and the Skin & Cancer Foundation Inc's coordinated approach in providing training, assistance and support facilities to all our registrars during their four years of intensive study.

The Foundation has also been very active in the area of community education. An illustration of this has been the development of a community chest under the auspices of Medicines Australia for the national patient support group, Psoriasis Australia. A number of pharmaceutical companies have come together and have agreed to provide funding for a range of projects, which will be undertaken in the year 2015 and 2016 to add substantial capacity to Psoriasis Australia. The Foundation already provides an office and facilities for Psoriasis Australia and will continue to support them on their journey ahead.

Three other substantial public education programs were undertaken by the Foundation during the year to promote skin health messages amongst the wider community:

The SHARC Report

In 2014, the Foundation commissioned a national opinion poll to collect data on what Australians thought about their skin, how they looked after their skin, and how it might affect their quality of life. In summary, this was a poll on the skin health of the nation.

The research was quite unique, and the results provided an interesting insight into Australian skin health. Using this data, the Foundation published the SHARC Report (Skin Health Australia Report Card). We were able to conduct this research with an untied education grant received from Galderma, which was certainly appreciated.

The Foundation plans to conduct this research annually, so as to develop a longitudinal series of data which should prove invaluable. The findings of this research will assist the Skin & Cancer Foundation Inc, and dermatologists Australia-wide, to decide how we can direct our clinical, education and research resources to increase awareness, education and action to improve the nation's overall health.

Healthy Skin Awards

The Foundation's Healthy Skin Awards recognise individuals and organisations who strive for excellence through the effective provision of skin health services and/or the promotion of skin health. These annual Awards have now been running for six years.

The Healthy Skin Awards ultimately acknowledge and recognise individuals and organisations throughout Australia who have supported and encouraged 'best practice' and the promotion of skin health.

March Against Melanoma

This annual event has become one of our most significant public education activities. The focus of the March is to raise awareness, promote early detection and remember those lost through skin cancer and melanoma. We also seek to raise funds for melanoma research.

This year's event was held at Melbourne's iconic Tan Track that circles Melbourne's Botanic Gardens. Over 1,500 people participated on the day and enjoyed the March. The event attracted substantial media coverage that night.

The Foundation has now been collaborating with Sydney's Melanoma Institute of Australia to run a joint Melanoma March Melbourne in 2016 as part of their national program. The March will again be held at The Tan, on Sunday, 6 March 2016.

Research

The Foundation has taken a conscious decision to expand clinical trials and research.

There was an unfortunate delay in the commencement of a number of new clinical trials during the year. However, these clinical trials, plus other trials, have now commenced and the trials team is extremely busy. This growth in trials will continue, and the deferred start and increased activity will certainly be reflected in next year's results.

The Foundation has also been committed to developing additional in-house research capabilities. We are delighted that Dr Victoria Mar has recently joined us on a one day a week basis. Dr Mar has recently returned from the Stockholm Dermatology Convention having been applauded as the international rising star in research. Victoria's research interest is in melanoma and we are delighted that she has joined the team at the Foundation.

Dr Alvin Chong has a regular research session at the Foundation and has also been leading the development of education for general practitioners in skin cancer and inflammatory skin conditions. These have proved to be very popular with GPs and GP registrars, which is a credit to Alvin and his team.

Negotiations are currently underway with another senior researcher who is likely to join the Foundation early in the new reporting year. We are looking forward to this Associate Professor moving in from interstate.

ODREC

The Occupational Dermatology Research and Education Centre (ODREC), led by Associate Professor Rosemary Nixon, has had another brilliant year. Growth in the use of their Patch Testing Clinic and the use of the Contact Allergen Bank has been extraordinary, and their Patch Test Training days have been oversubscribed.

Congratulations to Associate Professor Nixon and her team.

Funding

The substantial increase in clinical activity at the Foundation has seen a surplus of \$124,000 increased to this year's surplus of \$291,000. The Foundation has also paid off a further \$230,000 from its property loan. This brings the loan balance down from \$3.717m to \$3.486m.

Acknowledgements

I would like to thank all members of the Board, and the management team led by our Executive Director, Chris Arnold, for their dedication and support.

Finally, and most importantly, to the members of the Foundation, I say a sincere thanks for your ongoing commitment. It is your Foundation, a centre of excellence in skin health and the home for dermatology in Victoria.

Dr Michael Rich
PRESIDENT

executive director

Introduction

I would like to begin by echoing the President's thanks to Associate Professor Chris Baker. His continued input as a member of the Board of the Skin & Cancer Foundation Inc, and its Governance Committee, is most appreciated.

Foundation Activity

What distinguishes the Foundation is its diverse range of 26 sub-specialty training clinics, supported by 50 member dermatologists, 10 plastic surgeons, an oral mucosal specialist, psychiatrist and psychologist.

No other facility in Australia, or the region (other than the National Skin Centre in Singapore) offers this style of clinical service. On top of its outstanding clinical service are the Foundation's education and research services.

Members and staff have again demonstrated strong commitment to the Foundation, with some 27,000 clinical services being delivered to patients throughout the year.

This support is crucial to the Foundation's continued relevance, the maintenance and expansion of its sub-specialties and its sustainability.

Diversification of Funding

To support the Foundation's mission, the Board has actively pursued expanding and diversifying its funding support for all areas of activity, including:

Clinical

Registration and operation of a fully-accredited Day Surgical Centre.

Education

Securing a three-year grant from the Macquarie Foundation to roll out a comprehensive national online dermatology education program, in collaboration with the Sydney and Brisbane Foundations. Supplementary to this is the ongoing valued sponsor support from the industry for Foundation and Victorian Faculty education sessions.

Research

Expansion of clinical trials, funding for ODREC and more general research.



These initiatives are also supported by expanding Foundation awareness, through traditional and social media communication to inform members, governments, sponsors, dermatology disease support groups and the community as to what the Foundation offers and why we need support. My thanks to our Director of Corporate Affairs, Peter Monaghan, for his leadership and contribution in this area.

Ms Jac Phillips

I would be remiss not to take the opportunity to pay a personal special thanks to Jac Phillips, who has recently retired from the Board.

Jac and I met as fellow board members of the Australian Communities Foundation. She joined the Foundation's Board as the inaugural marketing and business development member, leading a number of Foundation business development initiatives, including the Foundation's Ball and opening up other valuable networks.

She has made an excellent contribution and now continues to support the Foundation as its newest ambassador.

Government Relations

The Foundation continues to receive basic registrar funding for six trainee positions. It is the only form of government funding that the Foundation receives, and one which is only guaranteed until early 2017.

As a member of the Australasian College of Dermatologists Teledermatology Committee, I have worked with Professor Peter Soyer and Dr Rob Muir to re-submit an application for Medicare-funded asynchronous store and forward benefits. We hope to see an outcome for this submission, by the end of the year.

In late 2014, the Foundation actively presented a detailed submission, then appeared before the House of Representative's Standing Committee on Health's Inquiry into Skin Cancer. Our submission, which was also reflected by the College and the Sydney Skin and Cancer Foundation's submission focused on the following key messages:

- Options to improve implementation of evidence-based best practice treatment and management;
- Strategies to enhance early diagnosis;
- Effective strategies of prevention; and
- The need to increase levels of awareness in the community and among healthcare professionals.

These issues were well covered in the Committee's Report to the Parliament, reflecting the views of the dermatology fraternity. We are awaiting the Federal Government's response to this Report.

In Victoria, the Foundation is an active member of the Government's Skin Cancer Prevention Framework initiative, a program which has continued over three successive governments. We will continue with this work aimed at improving community health outcomes.

Performance

As the President remarked, the Foundation generated an operating surplus for the year of \$291K, up from last year's surplus of \$124K. Stringent cash flow management has resulted in the Foundation also paying down a further \$230k from its property loan.

The Board is planning the replacement of our legacy IT with more capable, highly specialised clinical IT systems that will be far more cost effective, place us at the leading edge in servicing our clinical needs, and provide even better care for our patients. We are committed to the identification and installation of a new system to meet these demands, which will be implemented in 2016 at an estimated cost of \$50k.

Skin Gallery and Members & Staff Gallery

Last year, the Foundation, in conjunction with Arts Access Victoria, established the Skin Gallery on the walls outside consulting rooms in our clinical wing, providing an opportunity for disabled artists to exhibit their creativity. The standard of the work has been very high, providing further stimulation and interest for patients, carers, doctors and staff.

This year, the Foundation is pleased to announce that Deakin University has joined us as a partner in the Skin Gallery. Their Arts Faculty is now providing a student to curate these exhibitions. Anyone in the vicinity of the Foundation is welcome to come and inspect, and indeed purchase any of these works. We refresh the exhibitions every two months.

Our Members' Gallery has now been extended to become the Members & Staff Gallery with the first combined exhibition opening in October.

Acknowledgements

The Foundation relies on many and varied organisations and individuals to fulfil its role. They are acknowledged throughout this Annual Report, including a comprehensive listing of our valued supporters. I do encourage our readers to consider this list. Their support has always been appreciated.

I also want to personally thank all of the members, especially those consultants who give so generously of their time. Thank you also to the senior members of the Victorian Faculty who have worked closely with us, particularly it's President, Dr Belinda Welsh, who has continued the excellent support provided by the immediate past Faculty President, Dr Adrian Mar.

The Foundation Board is diverse, experienced and cohesive, making it a delight to work with. I thank all members of the Board for their advice and collaboration, the time they make available and their support.

To the Management team, with whom I continue to be privileged to work with - Jane English, Christine Veljanoski, Peter Monaghan, Gerald Meyer-Heinrich, Sue Edwards, Simon Cumming and Karin Morris and their excellent staff, I thank you for your enthusiasm, energy, hard work and dedication to the Foundation.

Finally, I would like to thank David Polonsky and his team at Nexia, who continue to provide valuable accounting and financial advice - and for their continued support for the Registrar to Consultant Transition Program seminar on financial management.

Next year is already shaping up to be a strong year for the Foundation. I look forward to being part of this journey.

Chris Arnold

EXECUTIVE DIRECTOR

representatives

Board

Dr Michael Rich, President *(from Jan 2015)*
 Associate Professor Chris Baker, President *(till Dec 2014)¹*
 Associate Professor Rosemary Nixon, Vice-President
 Mr Chris Arnold, Executive Director
 Associate Professor Peter Foley
 Dr Mei Tam
 Mr Miki Pohl
 Dr Edward Upjohn
 Dr Hugh Roberts
 Ms Jennifer Gale
 Ms Kathryn Watt
 Ms Jac Phillips *(till Nov 2014)*
 Ms Meryn Pratt *(from Dec 2014)*

Management

Mr Chris Arnold, Executive Director
 Associate Professor Peter Foley, Director of Research
 Dr Mei Tam, Director of Medical Services
 Mr Peter Monaghan, Director, Corporate Affairs
 Ms Jane English, Clinical Operations Manager
 Ms Catherine Bennett, Deputy Clinical Operations Manager
 Ms Christine Veljanoski, Clinical Trials Manager
 Ms Sue Edwards, Patient and Customer Services Manager
 Ms Karin Morris, Accounts Manager
 Mr Gerald Meyer-Heinrich, Information Technology Manager
 Mr Simon Cumming, Data Manager

Patron

His Excellency The Hon. Alex Chernov AC QC, Governor of Victoria*

Ambassadors

Laura Anderson
 Vaughan Bonny
 Emma Cam
 Catherine (Cathy) Gale
 Deborah Hutton
 Michael Klim
 Dr Joanna McMillan
 Luke Mitchell
 Dr. Bertold (Bert) Salomon
 Brodie Young
 Jac Phillips

Sub-Committees

Governance

Ms Kathryn Watt
 Associate Professor Peter Foley
 Mr Andrew Farr
 Associate Professor Chris Baker
 Mr Chris Arnold

Finance, Audit, and Risk Management

Dr Mei Mui Tam
 Mr Jim Power
 Dr Michael Rich
 Mr Chris Arnold

Melbourne Skin Pathology

Associate Professor Chris Baker
 Associate Professor Peter Foley
 Dr Michael Rich
 Dr Sant Khan
 Mr Chris Arnold

Quality and Credentialing Committee

Dr Mei Mui Tam
 Mr Chris Arnold
 Ms Angela Webb
 Ms Jane English
 Dr Tim Rutherford
 Dr Shobha Joseph
 Mr Simon Cumming

Australasian Society for Cosmetic Dermatology

Associate Professor Greg Goodman
 Dr Michael Rich

Consultants

Advanced Surgery Clinic

Dr Adam Sheridan
 Dr Peter Sinclair
 Dr Rebecca Dunn
 Mr Miki Pohl
 Ms Angela Webb
 Mr Nigel Mann
 Mr John Beer
 Mr Ajay Chauhan
 Ms Alenka Paddle
 Ms Needa Janakiraman

* We are delighted that the new Governor of Victoria, Her Excellency The Hon. Linda Dessau AM, has agreed to continue this patronage from 1 July 2015.

Aesthetics & Cosmetics Clinics

Associate Professor Greg Goodman

Dr Philip Bekhor

Dr Belinda Welsh

Biologics & Phototherapy Clinics

Associate Professor Peter Foley

Associate Professor Chris Baker

Dr Phillip Lane

Dr Shobha Joseph

Dr Katherine Amour

Dr Matheen Mohamed

Dr Alice Rudd

Contact & Occupational Dermatitis Clinics

Associate Professor Rosemary Nixon

Dr Bruce Tate

Dr Mei Tam

Dr Jenny Cahill

Grenz & Radiotherapy Clinics

Dr Michael Webster

Dr Cate Scarff

Hair & DCP Clinics

Dr Jill Cargnello

Dr Jack Green

Dr Pooja Sharma

Hyperhidrosis Clinic

Dr Vanessa Morgan

Dr Kamaldeep Sandhu

Laser Clinic

Dr Michael Rich

Liaison Clinic

Dr Josie Yeatman

Dr Melissa Thomas

Psychology Clinic

Ms Seba Biondi

Melanoma Clinic

Dr Michael Rich

Dr Diana Tam

Dr Chris Jalilian

Dr Hugh Roberts

Men's Health Clinic

Dr Tony Hall

Moh's Surgery Clinic

Associate Professor Greg Goodman

Dr Philip Bekhor

Dr Vanessa Morgan

Dr Edward Upjohn

Dr Tim Rutherford

Dr Eugene Tan

Nail Clinic

Dr Anne Howard

Dr Marguerite Seith

Dr Hope Dinh

Oral Mucosal Clinic

Dr Jonathan Tversky

Dr Eric Poon

Dr Amanda Saracino

Dr Ellen Ma

Photodynamic Therapy Clinic

Dr Kamaldeep Sandhu

Specialist Skin Assessment & Skin Cancer Management Clinics

Dr Hugh Roberts

Dr Rebecca Dunn

Dr Victoria Mar

Dr Mei Tam

Dr Michelle Goh

Dr Lloyd Hale

Dr Claire Grills

Teledermatology Clinic

Dr Alvin Chong

Transplant Clinic

Dr Alvin Chong

Dr Carol Burford

Dr Michelle Goh

Dr Sarah Brennand

Vitiligo Clinic

Dr Adrian Mar

Dr Michelle Rodrigues

Dr Shally Gupta

Dr Des Gan

clinics

The past twelve months have been a dynamic year for clinical operations.

The team has doubled the number of surgery cases compared with the previous financial year, with a concomitant increase in clinical activity. All the clinical and administrative staff involved have enthusiastically shared the extra workload.

Our first full year as a day surgery facility has attracted a number of consultants to conduct private lists at the Foundation. This has benefited patients with private health cover by reducing their overall costs for surgery. These initiatives have been successful in increasing revenue for the Foundation, paving the way to consolidate our future as a centre of excellence in skin health.

Our staff bring a wealth of knowledge and experience to our clinics and we have welcomed many newcomers during the year and said goodbye to others as well. We are grateful to our new consultants: Julian Peters, Jeremy Richardson, Victoria Mar, Ellen Ma, Alenka Paddle, Neela Janakiramanan, Nishan Amerasinghe, Chris Jalilian, Pooja Sharma, and Amanda Saracino. All are making significant contributions to our varied clinics.

The now established Vitiligo Clinic will begin epidermal grafting in the near future and the newly introduced Scar Revision Clinic has been well received by our post-surgery patients.

During the last twelve months, the Foundation has also continued to support patient focus groups and provide patient-centred care training. We were fortunate to have Dr Catherine Crock, Haematologist and Churchill Fellow, present twice at patient meetings. Catherine is a wonderful advocate for patients and their families and is highly-regarded in the field of pain management for children. Her Hush Music Therapy collection has become world-renown.

Dr Nadine Cameron also presented at two of our patient support meetings during the year under review, giving great insight into body awareness for all those who attended. Nadine's first presentation on stress management skills was delivered to our alopecia areata patients. Following the success of this presentation, Nadine delivered a second presentation to a more generalised group, which included Foundation staff, vitiligo patients, and psoriasis patients. All who attended found her advice valuable. We are looking forward to offering more of these patient support meetings in 2016.

Our thanks go to our Director of Medical Services, Dr Mei Tam, and all the Foundation staff for their fine contribution in supporting our values of excellence, innovation, respect, compassion, integrity, team work and accountability.



**"I felt that the staff
had pride in the
organisation and were
sincerely concerned for my
well-being."**

***Mohs Surgery patient,
2015***

Long-standing Foundation Supporters Honoured

Some 90 members and guests gathered at the National Gallery of Victoria for the Foundation's annual Members' Special Recognition Awards in April.

Three long-standing Foundation supporters were honoured on the evening

- Dr James (Jim) Butler
- Associate Professor Greg Goodman, and
- Dr Jonathan Tversky, an oral mucosal specialist

The Awards recognise the outstanding contribution to skin health that these people have made for such a long time.

Guests included members of parliament, patient support groups, industry representatives, community groups and staff.

Associate Professor Chris Baker, immediate past President and Foundation Board member, and President of the ACD, announced the award for Dr Jim Butler. Jim Butler was one of the original members of the "lounge room group" that established the Foundation and had served as President of the Foundation and the College over the years.

Associate Professor Greg Goodman's award was announced by Dr Michael Rich, President of the Skin & Cancer Foundation Inc. Greg was also one of the founding fathers, has headed up the Mohs clinic and surgery for many years, teaches, publishes, and has recently established the ASCD.

Skin & Cancer Foundation Inc Executive Director, Mr Chris Arnold, announced a special award for Dr Jonathan Tversky for his work at the oral mucosal clinic. Jonathan established the clinic when the Foundation started in 1987.



Pictured left to right: A/Prof Chris Baker, Mr Chris Arnold, Dr Johnathan Tversky, Dr James (Jim) Butler, Dr Michael Rich & A/Prof Greg Goodman

One of the core functions of the Foundation - beyond clinical care, research and promoting skin health - is to facilitate the training of registrars as well as deliver the professional updates for consultant dermatologists.

The Foundation also produces education workshops for GPs wishing to upskill in skin health, particularly with skin cancer and inflammatory diseases of the skin, and the training of nurses working in skin health. These workshops have developed a significant reputation and are consequently quite popular.

Significant resources are channelled into the provision of training and facilities for our registrars. These doctors are our future in dermatology which is why so much importance is placed on their training, as well as the unrivalled access to leading consultants and specialists in clinics and surgery.

A special thanks to the many consultants who have contributed to this training. They have frequently gone out of their way to share their particular skills and expertise with the registrars in many different ways including specialised tutorials, through to clinical training and simple mentoring. This support, together with all the other facilities and resources provided through the Foundation, has been a critical factor in why Victorian registrars have consistently had such a high success rate.

There were 68 education sessions conducted during the period under review including Clinical meetings, Foundation Update, Skin Schools and mini-seminars for the Australasian Society of Cosmetic Dermatology (ASCD). There have also been several dermatopathology tutorials, GP Workshops, Biologics Masterclasses and patient information evenings. Professional support is also provided to registrars with the popular Registrar to Consultant Transition Program seminars, which are now about to be webcast to registrars in other parts of Australia.

National Education Program

Webcasting our education sessions is now common practice. This follows a successful grant from the Macquarie Group Foundation for and our sister bodies in NSW and Queensland to develop and extend a national education program, allowing registrars and consultants in all Australia States and Territories to access these valuable education resources.

Thanks to the Macquarie Foundation, we now webcast most of our education sessions to other States, and record those sessions for later access by the consultants and registrars for their education and research. The online library is frequently accessed by dermatologists and registrars from all corners of Australia.

The national education program has now produced and recorded 69 webcasts which are available to all Australian dermatologists and registrars through our secure online systems.

The next steps will be the production of GP and nurse online education modules and the launch of a dedicated dermatology education portal for all Australian consultants and registrars.



Clinical Updates: The history

By Associate Professor Rosemary Nixon

In 1989 I returned from spending almost six months at the St John's Institute of Dermatology in London. Perhaps what impressed me most about dermatology in London were the convivial meals following the Royal Society of Medicine meetings. These were usually held in well-appointed gentlemen's clubs, covered in magnificent art works and dripping with history. After drinks and dinner, attendees were asked to present a short summary of a paper that they had read recently. The combination of an educational experience combined with a most convivial social occasion really appealed!

At that stage, the Victorian Faculty hired the Clunies-Ross Lecture Theatre in Parkville (now no more) for monthly lectures by distinguished guests. In August 1989, I initiated the Skin & Cancer Foundation Clinical Updates, which involved a meal at a nearby restaurant and then returning to the Foundation for a talk. The Foundation was then located at St Andrew's Hospital, now the site of the Peter MacCallum Hospital. The initial talks were basically clinic audits performed by doctors in charge of the Foundation's clinics: this was really the start of sub-specialty dermatology in Melbourne. I remember stalwarts of the Foundation presenting: such as Dr. Phil Lane from the Phototherapy Clinic, Dr. Jonathan Tversky from his Oral Mucosal Clinic and at that stage I was running the inaugural Contact Dermatitis Clinic.

Gradually, the audiences enlarged and the Skin & Cancer Foundation moved to larger premises in Brunswick Street, Rathdowne Street and then Drummond Street, becoming in this process, the home of Victorian dermatology. The Victorian Faculty stopped organising their lectures: this happened quite quickly in the early 1990s.

The pharmaceutical companies became involved and the dinner was sponsored, and the Foundation took over the logistics of meal organisation. Over the years there have been several changes in format: for a while the Updates were held offsite at a private room in a restaurant in Lygon Street, particularly La Notte.

More recently, after a survey of participants, we have been experimenting with an earlier start time of 6:45-7:00pm, with a preceding buffet meal at the Foundation.

Topics for the meetings have been many and varied. We have had a number of other specialists talking about their areas of practice. We have had many overseas visitors. Traditions have emerged, such as the first Update of the year now featuring dermatology registrars who have returned from overseas, as well as a welcome to new registrars. The last Update of the year has been combined with the Skin & Cancer Foundation Inc AGM and is titled "Registrar Celebration Night."

It has become a tribute to registrars who have recently passed their exams, who present highlights of the literature or interesting cases. Perhaps one of the more memorable Updates in about 1995 featured a retired occupational physician, Dr. Allen Christophers, who hypothesised that melanomas were caused by heat, and not UV. This generated a very lively discussion.

Occasionally, we have had Therapeutic Updates when I have asked a number of dermatologists to present their favorite treatments or recipes for skin creams.

This has always sparked a passionate debate, as everyone has slightly different ways of treating skin conditions. I am forever thankful to Associate Professor John Kelly and his team at the Victorian Melanoma Service, whose group have always commanded the largest audiences.

All good things come to an end, and after twenty six years of organizing speakers and dates and my life around the Clinical and Foundation Meetings, I am handing over the organising reins to a well credentialed duo, Michelle Goh and Laura Scardamaglia. I wish them well!

2015 March Against Melanoma



Despite a wild storm the night before, Melbourne turned on brilliant weather for the 2015 March Against Melanoma.

Over 1,500 people turned out to help raise awareness, promote early detection and remember those lost from melanoma and skin cancer.

This year's event was held at the iconic Tan Track in Melbourne. And for the first time, included a fun run with over 150 runners joining in on the event. Catherine Andrews, wife of the Victorian Premier ran in this year's event, after promoting it vigorously in the lead up.



It was really touching to see the large number of groups who were marching in memory of a loved one lost through melanoma. The March pays particular attention to supporting those groups.

One aim of the event was to raise funds for Melanoma research and education.

The highest individual fundraiser was young Jimmy Sides who lost his father to melanoma. Jimmy worked hard at his primary school and with his scout group, and raised \$1,440.00 for the cause.



What made this even more remarkable was the fact that the team that raised the most funds was Team Johnny Sides, which was organised by Jimmy's mother, Cazz. They raised just on \$6,000. Jimmy and his mother will be enjoying two weekends away at the Mantra Lorne Resort. Thanks again to the Mantra Lorne Resort for providing these incentive awards.

Thanks also to all the staff and volunteers who worked so hard to make this year's March Against Melanoma such a success. We could not have done it without you.

Next year's March will be held on Sunday 6 March 2016, at the Tan Track, Melbourne. It would be great to see you there.

Clinical Trials

The Clinical Trial Department has had an exciting year of activity, conducting a record 20 clinical trials across a variety of therapeutic areas.

Over the past 12 months, trial areas have included: Psoriasis, Actinic Keratosis, and a Phase 3 study testing a new biological therapy for Atopic Dermatitis (AD). The AD study was particularly valuable, as there have not been any significant developments in the management of moderate to severe AD in the last 20 years. We were very fortunate to be part of the trial of a potential new treatment in this therapeutic area.



The department currently has over 117 active patients, with 50 new patients enrolled in the last financial year. We have also seen over 250 volunteers donate blood to one of our healthy volunteer studies. This particular study looks at establishing new bioassays, which will support research and development of novel biological therapies, designed to target cancer, and inflammatory, cardiovascular and bleeding disorders (e.g. haemophilia).

I am pleased to report that 80 per cent of new trials commenced in the department last year either met or exceeded recruitment goals. The increased activity has seen the introduction of a back-up Sub Investigator, Dr Harini Bala, who has been a great support to the team and has helped in managing the increasing workload. Dr Rowena Meani has taken over the role of Clinical Trials Fellow from Dr Ryan Toholka, who has joined the dermatology training program.

Associate Professor Peter Foley maintains responsibility as Director of the Research Department, which continues to be managed by Christine Veljanoski, ably supported by Assistant Trials Manager, Flor Maldonado. Associate Professor Chris Baker and Dr Alvin Chong have also continued to offer their support as Principal Investigators for some of the research projects conducted over the last year. Continued assistance from our international collaborator, Probit Medical Research, remains a strong part of the trial unit's successful expansion.

A Trials Steering Committee has now been established in order to provide overarching support to the growth of the department and collective input on potential new trials, feasibilities, resources and space requirements.

The growth of the trials unit has demanded an ongoing need for the development of site procedures and protocols to guide and maintain best site practices. Amongst the new processes introduced was a Standardised Investigator Site File Index, which is proving to be an extremely efficient document management solution.

Participant recruitment into clinical trials remains an issue globally. The Foundation's Trial Department introduced two new initiatives to facilitate awareness about clinical research, particularly amongst health care professionals, via the launch of a monthly newsletter, *The Endpoint*, and a weekly email blast to Victorian Dermatologists and registrars. Both have been well received and referral rates have been at an all time high. The newsletter has been averaging an open rate of around 45 per cent, which is excellent compared to the industry average of 20 per cent. The department has also continued to engage with Clinical Trials Connect, an online participant recruitment website, which has provided ethically-approved social media support with recruitment activities and has been an integral part of our recruitment success.

The role of Education Officer was introduced into the team last year. Since then, three presentations have been delivered, looking at the evolution of clinical trials and other topical issues, such as animal ethics in research and the future of medical advances without animal models. These talks have been well received. We are continuing with quarterly presentations that are designed to provide our valuable staff members with relevant educational opportunities that support professional development in clinical research.

The next year already looks busy, with further trials in Psoriasis and Atopic Dermatitis, and additional therapeutic areas including Acne, Rosacea and Hidradenitis Suppurativa.



Other Research

During the year under review, the Foundation has committed to developing additional in-house research capabilities.

Dr Victoria Mar joined the Foundation and is leading our research into melanoma, where she has a keen interest in early detection and management of cutaneous melanoma.

Dr Mar was recognised as a "Rising Star" at her melanoma symposium at this year's World Congress of Dermatology in Vancouver. This is a label bestowed upon only a handful of the world's leading young dermatologists, so we are very fortunate to have her working with us at the Foundation.

Dr Alvin Chong has also joined our research team as a lead investigator. Alvin has received international acclaim for his research work on the incidence of melanoma associated with organ transplant patients.

The Australasian Psoriasis Registry

Psoriasis is one of the most common autoimmune inflammatory disorders in the general community with an estimated prevalence of 2-3% of the population. It affects all ages and there is currently no cure. Individuals who develop moderate to severe psoriasis at a young age are likely to require systemic drug treatments for the much of their lives.

Several new therapeutic agents, known collectively as biological response modifiers, or biologics, have been introduced into clinical practice for the management of moderate to severe chronic plaque psoriasis and, psoriatic arthritis (PsA) with the anticipation that they will significantly improve health outcomes and the quality of life for patients with moderate to severe psoriasis.

The Australasian Psoriasis Registry aims to develop a comprehensive database of Australasian patients treated for psoriasis with biologic and other systemic therapies.



The Australasian Psoriasis Registry (APR) responded to the need for a long term observational study on the use of systemic and biologic drugs in routine clinical practice. The inception of the Registry coincided with the listing of biologic treatments on the Australian Pharmaceutical Benefits Scheme (PBS) for Australians with moderate to severe psoriasis, including psoriatic arthritis.

A pilot study, of the then named Australian Psoriasis Registry, was conducted in Victoria and Queensland during 2007-2008 to determine the feasibility of the web-based registry. Following a successful pilot study, the APR, via an online platform, was made available to all dermatologists and centres in Australia. In 2010, the Registry extended its coverage to New Zealand sites, and was renamed the Australasian Psoriasis Registry.

The Australasian Psoriasis Registry has been developed and is maintained by the Skin & Cancer Foundation Inc. with the support of the Australian College of Dermatologists and Epiderm Foundation.

Overall Aim

The overall aim of the Australasian Psoriasis Registry is to:

- Make available and maintain a national web-based database that provides valid and reliable longitudinal clinical data on psoriasis sufferers in Australia and New Zealand
- Establish a cohort of patients with moderate to severe psoriasis being treated with systemic and biological disease modifying drugs
- Provide an overall picture of those patients with moderate to severe psoriasis in Australia and New Zealand (The cohort provides a biologic-treated group and a non-biologic group)
- Provide better care and improved health outcomes for patients

The APR currently contains data from 1,350 patients from 27 sites across Australia and New Zealand. A further 20 sites have also registered their interest in contributing to the Australasian Psoriasis Registry.

As at July 2015, the APR includes:

- 1,353 patients
- 17,300 consultation records
- 9,100 treatment records
- 14,375 PASI results
- 9,330 DLQI results
- 28,000 Pathology test results

The APR was developed by the Foundation with the collaboration of a number of dermatologists, several overseas centres and a local software designer, with the then support of Epiderm and the ACD.

It is now maintained by the Foundation with Foundation and industry support.

The Registry is now generating significant data to support new research being conducted by Associate Professor Peter Foley and his team.

"Thank you for the continuing medical service which I am receiving; it has finally provided peace of mind."

Mohs Surgery patient, 2015

occupational dermatology research & education centre

The Occupational Dermatology Research & Education Centre (ODREC) has had another busy, productive and satisfying year.

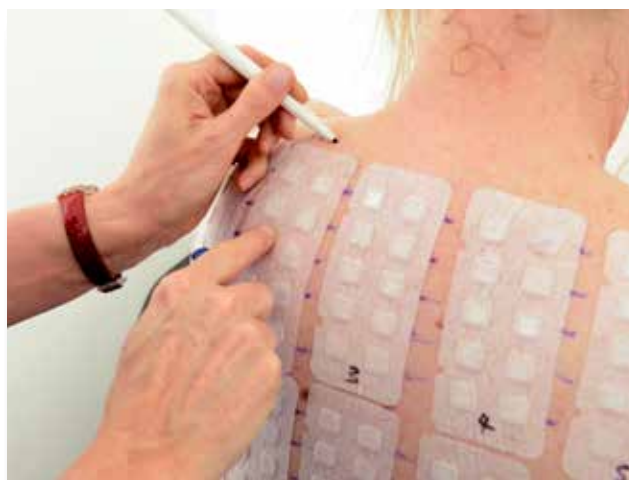
Usage of our Contact Allergen Bank (CABA) continues to grow, with an increase of over 200% on the previous year. We now have 130 registered dermatology practice users with Queensland the most common destination, and we usually post 15-20 sets of pre-prepared patient tests weekly. As well as providing income for ODREC, we are thrilled to both stimulate interest in and facilitate patch testing, especially in rural and remote areas.

We were very pleased with the success of our second annual Patch Test Education Day, held just before the Australasian College of Dermatology (ACD) Annual Scientific Meeting (ASM) in Adelaide. The meeting was again well subscribed with over 90 dermatologists, registrars and patch test nurses. Once again, Mandy Palmer did a great job in organising the meeting, together with our helpers including Claire Higgins, Harini Bala, Rowena Meani and Suzette Foster. Particular thanks go to speakers Adriene Lee, Jenny Cahill, Bruce Tate, Mei Tam and Mandy Palmer. As a result of the program's success, we have repeated it in Melbourne in October 2015. The Patch Test Training Day for 2016 will be held on Friday, May 13 in Perth.

ODREC again contributed most of the presentations at the Contact Dermatitis session at the College ASM held in Adelaide in May. Presenters included Drs Claire Higgins, Alka Lalji, Rowena Meani and myself. Claire was awarded the John Fewings prize for the best presentation of the session, in memory of our late contact dermatitis colleague.

We were thrilled to receive funding from Safe Work Australia to work on incorporating advice on skin care into hand hygiene modules. We have since been working with the Hand Hygiene team at the Austin Hospital. We are also in the process of reviewing our experience of contact dermatitis in healthcare workers (Dr Claire Higgins).

We were successful in gaining funding for a clinical trial from NiPera, a US body funded by nickel producers, on testing subjects with known nickel allergy. Dr Alka Lalji ably assisted with the ethics application and the trial has recently commenced.



Other income sources included corporate skin checks, most memorably at the Collingwood Football Club, where Dr Jenny Cahill and Mandy Palmer participated enthusiastically.

We performed a small use study of the eucalyptus hand gel, Elyptol, at the Skin & Cancer Foundation Inc.

The major epidemic of allergic contact dermatitis to the preservative methylisothiazolinone (MI) has continued unabated and we have continued to seek publicity where possible, including alerting colleagues and doing radio interviews.

Dr Celeste Wong completed a very productive year as ODREC Research Fellow in 2014, and has been succeeded by Dr Claire Higgins, who has also achieved a great deal to date. Contributors to publications in 2014-15 include Drs Rowena Meani, Amit Verma, Zahra Assarian, Quynh Lee, Claire Higgins, Mandy Palmer, Dr Tessa Keegel, and dermatologists Dr Jenny Cahill and Dr Mei Tam. I would particularly like to acknowledge all their hard work.



Once again, Associate Professor Peter Foley and Drs Alvin Chong and Jenny Cahill assisted with the selection of Dermatology Research Fellows, with additional support this year from Drs Victoria Mar and Olivia Milne. Dr Harini Bala has been appointed as part-time ODREC Research Fellow for 2016, while Dr Claire Higgins will become S&CF Inc Trials Resident.

Overseas visitors to the Occupational Dermatology Clinic included Dr Huma Khurram (UAE), Dr Thaverit Sittiwakin (Thailand), Professor Tove Agner (Denmark) and Dr Pranee Kasemsarn (Thailand), who spent 6 months at the Foundation from March to September 2015. We were particularly thrilled that Professor Agner from Copenhagen has re-organised her patch testing clinic after returning home, based on her experience in Melbourne: she called it, 'patch testing the Australian way'. Visiting South Australian dermatology registrars have included Drs Corinne Maio, Dr Annabel Ingham and Dr Ashling McNally. Elective students have included Matthew Howard, Isaac Lee, Kathy Fitzgerald, Dr Lucy Dang and Tasmanian Dr Anthea Mulcahey. Dermatologist Dr Sarjit Virdi has recently started patch testing at the Skin and Cancer Foundation in Sydney and also visited our clinic.

Our website www.occderm.asn.au scored 137,039 hits over the year, including 90% new users, with the US providing 44.5% of users, and we were very happy with our website upgrade, ably instituted by the Skin & Cancer Foundation Inc's IT guru, Gerald Meyer-Heinrich.

Upcoming conference invitations include the European Society of Contact Dermatitis biennial meeting in Manchester next September, 2016. I am indebted to Dr Adriene Lee for presenting on my behalf at the World Congress of Dermatology in Vancouver in June and the upcoming Asia-Pacific Environmental and Occupational Dermatology Symposium (APEODS) in the Philippines in November 2015.

Once again, I am thrilled to acknowledge the work of Mandy Palmer in just so many aspects: the Occupational Dermatology Clinic, CABA, our Patchcams database and the Patch Test Education Day. Dermatologist Dr Jenny Cahill attends ODREC one day a week, providing invaluable support as well as contributing to our monthly clinic and the occasional corporate skin check. Special thanks to Jenny for running the clinic when I have not been available. Finally our admin person, Allison Muis does a wonderful job organising our clinics and fielding many phone calls.

My other S&CF Inc activities include initiating the Senior Dermatologists' lunch, which hopefully will become a regular fixture; organising the Clinical and Foundation Update meetings since 1989 and finally I have recently initiated a dermatology link with East Timor, which I hope will grow from strength to strength. We have established a fundraising capacity through the S&CF Inc website.

Thanks to all for their contributions in so many different ways, and for all your support over this last year.

Associate Professor Rosemary Nixon

VICE PRESIDENT, SKIN & CANCER FOUNDATION INC
DIRECTOR, ODREC



**"All the staff were
exceptional in their care
and attention to me."**

**Mohs Surgery patient,
2015**

The Australasian Society for Cosmetic Dermatology was established as a Sub-Committee of the Board of the Skin & Cancer Foundation Inc in 2014. This has been its first full year of operation.

The Australasian Society for Cosmetic Dermatology (ASCD) has had a very good year for a fledgling organisation.

We have held regular updates through 2015 as well as the main two-day meeting in Adelaide.

This year has seen three updates with one to come. The first in March showcasing hyperhidrosis with Dr Vanessa Morgan, skin care with Dr Katherine Armour and things I have learnt from others by Dr Daniel Lanzer and the most recent one showcasing the problem with excess pigmentation with Ms Iola Ciavarrá from Innova, Dr Michelle Rodrigues and myself.

Another session planned will be a surgical session on how to optimise the post operative result of excisional surgery. This will have already been held by the time of the AGM. There is a further session planned for December.

The Adelaide Conference Report

We were fortunate at this meeting to have four overseas speakers: Drs Jeremy Green and Emil Tanghetti from the United States and Christophe Martschin from Sweden and Torsten Walker from Germany as our speakers for this conference.

The conference started with an exposé of the beginnings of cosmetic practices for experienced Australian practitioners and tales from the front line were espoused by Belinda Welsh and Bert Pruim discussing the methods and idiosyncrasies of setting up a cosmetic practice against a dermatology practice.

After this "Starting injectables and elaborating cosmetic pearls", was given by guest American speaker, Jeremy Green. Following this a further session on "Approaching the patient" and "Discussing how to assess the patient" by Greg Goodman and "Illustrating personality profile types" was beautifully illustrated by Christophe Martschin.

Sessions then proceeded with discussion of facial anatomy for injections and fillers in particular and "Avoiding the pitfalls of treatment" by Christophe Martschin.

Gears were switched and lasers were next with an "Introduction to lasers" given by Australian laser users Rob Rosen and Shobhan Manoharan and visiting speakers Emil Tanghetti on "What's new with vascular lasers". Davin Lim gave an excellent talk on the lasers he used initially and his tips for someone starting out.

After lunch on the Monday, Emil Tanghetti and Jeremy Green highlighted lasers and sun damage again and the didactic sessions formally ended at that stage for the day.

An interesting new initiative was successfully arranged with "Speed dating with trade". This constituted groups of 8-10 dermatologists and registrars participating in talks at the trade booths with the trade being responsible for these educative discussions. They were held in short, sharp sessions and the group then moved on to another station. This was very successful for all.

Following the AGM, a dummy injecting session was held, mainly for the registrars but also for some experienced practitioners where small groups under the facilitation of experienced dermatologists treated plasticised dummy heads. This proceeded very well for approximately 90 minutes on the Monday.

On the Tuesday, a skin care panel was organised with Katherine Armour and Alice Rudd and a number of trade representatives gave talks on varying and interesting topics such as technology in sunscreens, the use of eye creams and mineral make ups. A provocative talk was given by Sam Zagarella on whether skin care should be used in a practice which provoked a lively discussion. Nina Wines discussed Nutraceuticals and after a short break, a stellar session was begun.

This was again very innovative with four simultaneous screens organised by Drs Rich and Lim that allowed practitioners to showcase how they would treat on a case-by-case basis. Their different approaches to the patient were outlined in upper, mid, lower and full face treatment options.

A Botulinum toxin session followed this with Torsten Walker and Christophe Martschin discussing aspects including how to avoid complications, hyperhidrosis and combining both fillers and neurotoxins in the same patients.



The session just before morning tea continued the laser theme, discussing Picosecond lasers – a new and exciting laser development and after afternoon tea, the final sessions were a series of debates and discussions.

The first debate was whether cryolipolysis should replace liposuction in a dermatologists armamentarium and Greg Goodman and Bert Pruim were pitted against Daniel Lanzer and Michael Rich with a fairly even result judged by the audience. The second debate; “Are men worth the trouble” was a very entertaining affair with Cara McDonald and Peter Foley taking the negative and Belinda Welsh and Bert Pruim taking up the affirmative case. I think men were found to not be worth the trouble in this debate.

Finally a very useful panel discussion with Shaun Richards and Vanessa Morgan ensued on how they would treat minor dermatology complaints with different modalities which concluded a very successful meeting.

Next Year's Conference

Next year we will be in Perth. It looks like we will have an expanded number of overseas speakers possibly up to five. We are well underway with the planning of this event which promises to be bigger and better than ever.

We are discussing with the College about how best to organise the ASCD in amongst the ACD meeting but at the time of this writing it is still a bit too early to announce exactly what this will look like.

Again it will be a full agenda with exciting educational value and will again be reaching out to foster good relations with the trade that aligns with our objectives.

Future Plans

The ASCD is looking at options about an expanded role in advocacy and education as a body. It also will be looking to position itself as an aligned body with other specialist organisations seeking to educate their members and make treatments better and safer for all patients.

Associate Professor Greg Goodman



“The service from the beginning was exceptional. I wish many others could follow the suit of customer service.”

***Advanced surgery patient,
2015***

publications and presentations

Associate Professor Chris Baker

Publications

Spelman L, Su JC, Fernandez-Peñas P, Varigos GA, Cooper AJ, Baker CS, Lee M, Ring JM, Thirunavukkarasu K. Frequency of undiagnosed psoriatic arthritis among psoriasis patients in Australian dermatology practice. *J Eur Acad Dermatol Venereol*. 2015 Sep 14. doi: 10.1111/jdv.13210. [Epub ahead of print]

Presentations/Meetings

Baker CS. (AUS Chair), Wollina U (GBR Co-chair) El-Azhary R (USA Co-chair) W23 - Management of the Red Leg. 23RD World Congress of Dermatology, Vancouver, June 2015

Baker CS. Session Chair - Population UV Exposure. 15th World Congress on Cancers of the Skin. Edinburgh, Scotland. September 2014

Baker CS. Member International Scientific Program Committee. 15th World Congress on Cancers of the Skin. Edinburgh, Scotland. September 2014

Dr Alvin Chong

Book Chapters

Snaird V, Chong AH, Foley P. Treatment of Non-melanoma Skin Cancers in Sun, Skin and Health. Editor: Slevin T. CSIRO Publishing. Australia 2014.

Journal Articles

Vajdic CM, Chong AH, Kelly PJ, Meagher NS, Van Leeuwen MT, Grulich AE, Webster AC. Survival after cutaneous melanoma in kidney transplant recipients: a population-based matched cohort study. *Am J Transplant*. 2014 Jun;14(6):1368-75. doi:10.1111/ajt.12716. Epub 2014 Apr 14.

Lai-Kwon JE, Weiland TJ, Chong AH, Jelinek GA. Which dermatological conditions present to an emergency department in australia? *Emerg Med Int*. 2014;2014:463026. doi: 10.1155/2014/463026. Epub 2014 Mar 31.

GP and Professional Education

Coordinator and Facilitator: Monash University / Skin and Cancer Foundation Two Day GP Skin Cancer workshop. March 2015, August 2015

Coordinator and Facilitator: Inflammatory Skin Diseases Workshop for GPs. Skin and Cancer Foundation, July 2015

Keynote presenter at the John Murtagh Update Course, Wednesday 5th November 2014, Novotel St Kilda. Topic: Dermoscopic Diagnosis of Skin Cancer.

Presentations

Chong AH. Dermatology Teaching in Medical Schools. Presented at Free Communications Session, Australasian College of Dermatologists Annual Scientific Meeting, Adelaide, May 2015.

Chong AH. A population based study on the prognosis of melanoma in the renal transplant population. Presented at the Free Papers Session, World Congress of Dermatology, Vancouver, Canada, June 2015.

2015 World Congress of Dermatology, Vancouver, Canada

- Co-chair of the Transplant Dermatology Symposium.
- Invited to present paper on "Organizing a Transplant Dermatology Clinic: An Australian Perspective".

2015 American Academy of Dermatology Scientific Meeting, San Francisco, USA

- Invited to present paper: "Melanoma in Renal Transplant Recipients: An Update" at the Transplant Dermatology Symposium.

2015 Satellite Symposium for International Transplant and Skin Cancer Collaborative, San Francisco, USA

- Invited to present paper: "Skin Cancers in Organ Transplant Recipients: The Australian Experience".
-

Associate Professor Peter Foley

Publications

Nguyen R, Braue A, Baker C, Foley P. Five-year experience with infliximab: Follow up of the product familiarisation program. *Australas J Dermatol*. 2015 Sep 16. doi: 10.1111/ajd. 123391 [Epub ahead of print].

Foley P. Current landscape for treatment of advanced basal cell carcinoma. *Australas J Dermatol*. 2015 Mar;56 Suppl 1:1-7. doi 10.1111/ajd. 12319.

Warner RN, Stockfleth E, Connolly SM, Correia O, Erdmann R, Foley P, Gupta AK, Jacobs A, Kerl H, Lim HW, Martin G, Paquet M, Pariser DM, Rosumeck S, Röwert-Huber HJ, Sahota A, Sanguenza OP, Shumack S, Sporbeck B, Swanson NA, Torezan L, Nast A. Evidence- and consensus-based (S3) Guidelines for the Treatment of Actinic Keratosis – International League of Dermatological Societies in cooperation with the European Dermatology Forum- Short version. *J Eur Acad Dermatol Venereol*. 2014 Sep 14. doi: 10.1111/jdv. 13180 [Epub ahead of print]

See JA, Shumack S, Murrell DF, Rubel DM, Fernández-Peñas P, Salmon R, Hewitt D, Foley P, Spelman L. *Australas J Dermatol*. 2015 May 31. doi: 10.1111/ajd. 12354 [Epub ahead of print]

Stockfleth E, Peris K, Guillen C, Cerio R, Basset-Seguín N, Foley P, Sanches J, Culshaw A, Erntoft S, Lebowitz M. A consensus approach to improving patient adherence and persistence with topical treatment for actinic keratosis. *Int J Dermatol*. 2015 May;54(5):509-15. doi: 10.1111/ijd. Epub 2015 10 Apr 2015.

Spelman L, Rubel D, Murrell DF, See JA, Hewitt, Foley P, Salmon R, Kerob D, Pascual T, Shmack S, Fernandes-Penas P. Treatment of face and scalp solar (actinic) keratosis with daylight-mediated photodynamic therapy is possible throughout the year in Australia: Evidence from a clinical and meteorological study. *Australas J Dermatol*. 2015 Mar 31, doi: 10.1111/ajd. 12295 [Epub ahead of print].

Kelly JB 3rd, Foley P, Strober BE. Current and future oral systemic therapies for psoriasis. *Dermatol Clin*. 2015 Jan; 33(1): 91-109. PMID: 25412786/doi: 10.1016/j.det.2014.09.008.

Ferguson J, Hannam S, Toholka R, Chong A, Magee J, Foley P. Hair Loss and Hedgehog Inhibitors – A Class Effect? *Br J Dermatol*. 2014 Dec 18 [Epub ahead of print] PMID: 25523648/doi: 10.1111/Bjd. 13619.

Bissonnet R, Iversen L, Sofen H, Griffiths CE, Foley P, Romiti R, Bachinsky M, Rottinghaus ST, Tan H, Proulx J, Valdez H, Gupta P, Mallbris L, Wolk R. Tofacitinib withdrawal and re-treatment in moderate-to-severe chronic plaque psoriasis: a randomized controlled trial. *Br J Dermatol*. 2014 Nov 21 [Epub ahead of print]. PMID:25412185/DOI:10.1111/BJD.13551.

Presentations

SpondyloArthritis Knowledge and Learning 2014 Melbourne

- Treatments: The New (Psoriasis). 23 August 2014

Australasian Congress of Dermatology, Annual Scientific Meeting, Adelaide

- Update on biologics including biosimilars. 16 May 2015

23rd World Congress of Dermatology, Vancouver

- PDT for the treatment of Actinic Keratosis. 10 June 2015
- What's new in vitamin D? 8 June 2015

Associate Professor Greg Goodman

Publications

Goodman G, Swift A & Remington K. 2015. Current concepts in the use of Voluma, Volift, Vobella. *Plastic and Reconstructive Surgery*. Nov;136(5 Suppl):139S-48S. doi: 10.1097/PRS.0000000000001734.

Liew S, Wu WT, Chan HH, Ho WW, Kim HJ, Goodman GJ, Peng PH, Rogers JD. 2015. Consensus on Changing Trends, Attitudes, and Concepts of Asian Beauty. *Aesthetic Plast Surg*. Sep 25. Epub ahead of print.

Goodman G, 2015. The Oval Female Facial Shape – A Study in Beauty. *Dermatologic Surgery*. Submitted July 2015.

Carruthers A, Sadick N, Brandt F, Trindade de Almeida AR, Fagien S, Goodman GJ, Raspaldo H, Smith K, Darmody S, Gallagher CJ, Street J, Romagnano L. 2015. Evolution of Facial Aesthetic Treatment Over Five or More Years: A Retrospective Cross-sectional Analysis of Continuous Onabotulinumtoxin A Treatment. *Dermatol Surg*. 2015 Jun;41(6):693-701. doi: 10.1097/DSS.0000000000000340.

Norris DL, Apikian M, Goodman GJ. 2015. Treatment of Laser Resistant Granuloma Faciale with Intralesional Triamcinolone acetone and 5-Fluorouracil Combination Therapy. *J Cutan Aesthet Surg*. Apr-Jun;8(2):111-3. doi: 10.4103/0974-2077.15845.

Goodman G, 2015. An interesting reaction to a high and low molecular weight combination hyaluronic acid. *Dermatol Surg*. Apr;41 Suppl 1:S164-6. doi: 10.1097/DSS.0000000000000257.

Goodman G and Van Der Broek A, 2014. The “modified tower” vertical filler technique for the treatment of post acne scarring. *Australasian Journal of Dermatology*. Submitted March 2015

Goodman GJ, 2014. Acne Scar Revision. In Robinson JK, Hanke CW, Siegel DM and Fratila A (Eds.), *Surgery of the Skin Procedural Dermatology*. China: Elsevier Chap. 20.

Goodman GJ, 2014. Treatment of Acne Scarring. In Zouboulis CC, Katsambas AD and Kligman AM (Eds.), *Pathogenesis and Treatment of Acne and Rosacea*. (pp. 527-536). Heidelberg: Springer.

Sebaratnam DF, Lim AC, Lowe PM, Goodman GJ, Bekhor P, Richards S. 2014. Lasers and laser-like devices: Part two. *Australasian College of Dermatology*. 55:1:1-14, Article first published online: 11 NOV 2013, OI: 10.1111/ajd.12111.

publications and presentations

Presentations

APMAC (Asia Pacific medical Aesthetics Conference) Seoul, Korea, June 2014

- Overall Facial Shape – A universal calculation of attractiveness
- Facial Ageing
- The role of volume in attractiveness and ageing
- Developing a hunger for full facial attractiveness – It starts with a consultation that aligns you and your patient
- My Beauty Potential

ALFA (Alliance for the Future of Aesthetics) Westport, Ireland. June 2014

- Coolsculpting Debate

Allergan Academy Singapore. 12 October 2014

- Webinar – Q-switched Yag laser.

Los Angeles, 17 October 2014

- Cross-sectional Study on ageing performed over four countries with four different ethnicities.

ASDS San Diego, 6 November 2014

- Acne Scarring

Allergan Heads of Faculty Kuala Lumpur . 23 March 2015

- Train the trainer
- Facial Shape

Moderator, AMAC Sydney, 17 April 2015

ASCD Annual Meeting Adelaide, 18 May 2015

- Cryolipolysis vs liposuction debate
- Patient assessment
- Botox case presentations
- Dysport lecture

ASDC Education Conference Presentation, 24 May 2015

- Lasers and pigmentation

ASAPS Melbourne, 6 June 2015

- Chemical peeling
- Nutraceuticals
- Cryoshape
- Individualising Cosmeceuticals

World Congress of Dermatology, Vancouver Canada. 8 June 2015

- Self-reported facial characteristics Study
- Treating acne scarring with attention to surface, volume and movement
- Acne Scars

Professor John Kelly

Publications

Characteristics and associations of high-mitotic-rate melanoma. Shen S, Wolfe R, McLean CA, Haskett M, Kelly JW. JAMA Dermatol. 2014 Oct;150(10):1048-55. doi: 10.1001/jamadermatol.2014.635

Emergence of chemoresistance in a metastatic basal cell carcinoma patient after complete response to hedgehog pathway inhibitor vismodegib (GDC-0449). Meani RE, Lim SW, Chang AL, Kelly JW. Australas J Dermatol. 2014 Aug;55(3):218-21. doi: 10.1111/ajd.12196.

Clinical and pathological associations of the activating RAC1 P29S mutation in primary cutaneous melanoma. Mar VJ, Wong SQ, Logan A, Nguyen T, Cebon J, Kelly JW, Wolfe R, Dobrovic A, McLean C, McArthur GA. Pigment Cell Melanoma Res. 2014 Nov;27(6):1117-25. doi: 10.1111/pcmr.12295. Epub 2014 Aug 4.

Lin MJ, Mar V, McLean C, Kelly JW. An objective measure of growth rate using partial biopsy specimens of melanomas that were initially misdiagnosed. J Am Acad Dermatol. 2014 Oct;71(4):691-7. doi: 10.1016/j.jaad.2014.04.068. Epub 2014 Jun 26.

McCormack CJ, Conyers RK, Scolyer RA, Kirkwood J, Speakman D, Wong N, Kelly JW, Henderson MA. Atypical Spitzoid neoplasms: a review of potential markers of biological behavior including sentinel node biopsy. Melanoma Res. 2014 Oct;24(5):437-47. doi: 10.1097/CMR.0000000000000084.

Lin MJ, Pan Y, Jallilian C, Kelly JW. Dermoscopic characteristics of nodular squamous cell carcinoma and keratoacanthoma. Dermatol Pract Concept. 2014 Apr 30;4(2):9-15. doi: 10.5826/dpc.0402a02. eCollection 2014 Apr.

Abikhair MR, Mahar PD, Cachia AR, Kelly JW Liability in the context of misdiagnosis of melanoma in Australia. *Med J Aust*. 2014 Feb 3;200(2):119-21.

Kelly JW, Shen S, Pan Y, Dowling J, McLean CA. Post-excisional melanocytic regrowth extending beyond the initial scar: A novel clinical sign of melanoma. *Br J Dermatol*. 2013 Dec 14. doi: 10.1111/bjd.12780. [Epub ahead of print] PubMed PMID: 24328996.

Lin MJ, Mar V, McLean C, Wolfe R, Kelly JW. Diagnostic accuracy of malignant melanoma according to subtype. *Australas J Dermatol*. 2014 Feb;55(1):35-42. doi: 10.1111/ajd.12121. Epub 2013 Nov 28. PubMed PMID: 24283461.

Wong SQ, Behren A., Mar VJ, Woods K, Li J, Martin C., Sheppard KE, Wolfe R, Kelly J, Cebon J, Dobrovic A., McArthur GA Whole exome sequencing identifies a recurrent RQCD1 P131L mutation in cutaneous melanoma *Oncotarget*. 2015 Jan 20;6(2):1115-27.

Cust AE, Pickles KM, Goumas C, Vu T, Schmid H, Nagore E, Kelly J, Aitken J, Giles GG, Hopper JL, Jenkins MA, Mann GJ Accuracy of self-reported nevus and pigmentation phenotype compared to clinical assessment in a population-based study of young Australian adults *Epidemiology, Biomarkers & Prevention* 2015 Apr;24(4):736-43. doi: 10.1158/1055-9965.EPI-14-1203. Epub 2015 Jan 27.

Prognosis associated with cutaneous melanoma metastases Pan Y, Haydon AM, McLean CA, McDonald PB, Kelly JW *Australasian Journal of Dermatology* (2015) 56, 25–28

The role of BRAF mutations in primary melanoma growth rate and survival VJ Mar, W Liu, B Devitt, SQ Wong, A Dobrovic, GA McArthur, R Wolfe, JW Kelly *British Journal of Dermatology*. Accepted for publication 24/02/15

Lin MJ, Mar V, McLean C, Wolfe R, Kelly JW. Diagnostic accuracy of malignant melanoma according to subtype. Letter to the Editor *Australas J Dermatol*. 2015 Feb;56(1):66. doi: 10.1111/ajd.12234.

Smithson SL, Pan Y, Thomson JR, McGuinness M, Mar V, Roberts H, Wolfe R, Kelly JW Differing Trends in Thickness and Survival between Nodular and Non Nodular Primary Cutaneous Melanoma in Victoria, Australia *Med J Aust* March 2015. Accepted for publication

Luen S, Haydon A, Wong S, Kelly JW, Mar V, McArthur G. Primary tumour thickness is a prognostic factor in stage IV melanoma - A retrospective study of primary tumour characteristics *Am J Clin Oncol* 2015. Accepted for publication

Bolshinsky V, Serpell J, Leung M, Wolfe R, McLean C, Kelly JW. Melanoma remaining in wide local excision specimens after complete excisional biopsy *J Am Acad Dermatol* 2015. Accepted for publication

Dr Patrick Mahar

Publications

Kronborg C, Mahar PD, Howard A. Cronckite-Canada syndrome: a rare disease presenting with dermatological and gastrointestinal manifestations. *Australasian Journal of Dermatology* 2015 (in press) (Online June 2015)

Mooney E, Mahar PD, Howard A. Median canaliculiform dystrophy and habit-tic deformity of the nail: Is there an association with macrolunulae? (letter) *Australasian Journal of Dermatology* 2015 (in press) (Accepted June 2015)

Mahar PD, Wasiak J, Gin D, Cleland H, Watters D. Mortality and length of stay in elderly toxic epidermal necrolysis patients. (letter) *Australasian Journal of Dermatology* 2015; 56:3; 233-234

Mahar PD, Wasiak J, Cleland H, Paul E, Loke SY, Fong HC, Kirby JC. Clinical differences between major burns patients deemed survivable and non-survivable on admission. *Injury* 2015; 46: 870-873 (February 2015)

Algie CM, Mahar RK, Wasiak J, Batty LM, Gruen RL, Mahar PD. Interventions for reducing wrong-site surgery and invasive clinical procedures. *Cochrane Database of Systematic Reviews* 2015; 3: CD009404 (March 2015)

Mahar PD, Fitzpatrick N, Douglas A. Expansion of clinical practice and regulation of advertising for the medical profession and other health services in Australia. *Australian and New Zealand Journal of Public Health* 2014; 38:6; 506-508 (December 2014)

Mahar PD, Wasiak J, Paul E, Watters DA, Kirby J, Gin D, Marsh P, Cleland H. Comparing mortality outcomes of major burns and toxic epidermal necrolysis in a tertiary burns centre. *Burns* 2014; 40:8;1743-1747 (December 2014)

Mahar PD, Wasiak J, Cleland H, Paul E, Gin D, Watters DA, Marsh P, Padiglione AA. Secondary bacterial infection and empirical antibiotic use in toxic epidermal necrolysis patients. *Journal of Burn Care & Research* 2014; 35:6; 518-524 (December 2014)

Mahar PD, Wasiak J, Hii B, Cleland H, Watters DA, Gin D, Spinks AB. A systematic review of the management and outcome of toxic epidermal necrolysis treated in burns centres. *Burns* 2014;40:7; 1245-1254 (November 2014)

Wasiak J, Mahar PD, McGuinness S, Spinks A, Danilla S, Cleland H, Tan HB. Intravenous lidocaine for the treatment of background or procedural burn pain. *Cochrane Database of Systematic Reviews* 2014; 10:CD005622 (October 2014)

Hii BW, Mahar PD, Wasiak J, Hall AJ, Paul E, Marsh P, Buck D, Cleland H. Hospital management and clinical factors associated with ophthalmic involvement in toxic epidermal necrolysis. *Burns* 2014;40:5; 903-908 (August 2014)

Dr Victoria Mar

Publications

VJ Mar, W Liu, B Devitt, SQ Wong, A Dobrovic, GA McArthur, R Wolfe, JW Kelly The role of BRAF mutations in primary melanoma growth rate and survival. *British Journal of Dermatology*. Epub. Mar 2015.

S Smithson, Y Pan, VJ Mar Differing Trends in Thickness and Survival between Nodular and Non Nodular Primary Cutaneous Melanoma in Victoria, Australia. *MJA* In press Mar 2015

publications and presentations

Dr Rowena Meani

Publications

Meani RE, Nixon RL, O'Keefe R, Chong AH. Pseudoepitheliomatous hyperplasia secondary to allergic contact dermatitis to grevillea Robyn Gordon. *Australasian Journal of Dermatology*. 2015 Epub ahead of print.

Meani RE, Nixon RL. Allergic contact dermatitis to ranitidine hydrochloride in a veterinary product. *Contact Dermatitis*. 2015; 73(2): 125-126.

Presentations

2015 Australasian College of Dermatology 48th Annual Scientific Meeting 16-19 May 2015 Adelaide, South Australia. Oral presentation 'An unusual reaction following allergic contact dermatitis to grevillea Robyn Gordon' Meani RE, O'Keefe R, Nixon R, Chong AH.

Ms Amanda Palmer

Publications

Patch test training day Friday 15th May 2015, Adelaide, South Australia

- Practical patch testing - preparing the patient and their own products
- Contact Allergen Bank Australia - Whats new?

Australian Dermatology Nurses Association Annual Conference - Sunday 17th May 2015, Adelaide, SA. Update on Contact Allergen Bank Australia & What's new in patch testing

Occupational Dermatology Research & Education Centre

Publications

Meani R, Nixon R. Allergic contact dermatitis caused by ranitidine hydrochloride in a veterinary product. *Contact Dermatitis* 2015; 73: 125-6.

MacFarlane E, LaMontagne AD, Driscoll T, Nixon RL, Keegel T. Use of antiseptic hand rubs in the health and community services Industry: an Australian population-based survey. *Contact Dermatitis* 2015; 73:157-62.

Higgins C, Palmer A, Nixon R. Eucalyptus oil: contact allergy and safety. *Contact Dermatitis* 72: 344-6.

Assarian Z, Nixon R. Occupational contact urticaria to lime in a pastry chef. *Contact Dermatitis* 73: 54-6.

Maor D and Nixon R. Allergic contact dermatitis to methylchloroisothiazolinone in cooling tower technicians. *Dermatitis*; 2015; 26(1):62-4.

Verma A, Tam N, Nixon R. Pustular allergic contact dermatitis and polysensitisation: a case. *Contact Dermatitis* 2015; 72: 245-8.

Qunyh V L and Nixon R. The rising trend in allergic contact dermatitis to acrylic nail products *Australas J Dermatol* 2015; 56: 221-3.

Wong C, Liu W, Gies P, Nixon R. Think UV not heat. 2014 *Australas J Dermatol*. Dec 12. DOI: 10.1111/ajd12272.

Diepgen TL, Andersen KE, Chosidow O, Coenraads P, Elsner P, English J, Fartasch, Gimenez-Arnau A, Nixon R, Sasseville D, Agner T. Guidelines for diagnosis, prevention and treatment of hand eczema. *Journal der Deutschen Dermatologischen Gesellschaft* 2015; 13:77-84.

Brared-Christensson J, Andersen KE, Bruze M, Johansen JD, Garcia-Bravo B, Gimenez-Arnau A, Goh CL, Nixon R, White IR. Positive patch test reactions to oxidised limonene: exposure and relevance. *Contact Dermatitis* 2014; 71:264-72.

Wong C, Gamboni S, Palmer A, Nixon R. Occupational allergic contact dermatitis from cement: estimating the size of the problem in Australia. *Australas J Dermatol* 2014; DOI: 10.1111/ajd12238.

Toholka R, Wang Y-S, Palmer A, Nixon R. The first Australian Baseline Series: Recommendations for patch testing in suspected contact dermatitis. *Australas J Dermatol* 2015; 56: 107-15.

Higgins C, Cahill J, Nixon R. A new stonemasonry surface adhesive causing occupational allergic contact dermatitis to methyl methacrylate. *Contact Dermatitis* 2015 23 April; DOI: 10.1111/cod12397.

Meani RE, Nixon RL. Pseudoepitheliomatous hyperplasia caused by allergic contact dermatitis to grevillea Robyn Gordon. *Australas J Dermatol* 2015; 14 June, DOI:10.1111/ajd 12358

Sheeran C, Cahill J, Nixon R. Glove-related urticaria in healthcare workers. *Contact Dermatitis*; 2014; 71:115-6.

Sorenen JA, Clemensen KK, Nixon RL, Diepgen TL and Agner T. Tobacco smoking and hand eczema- is there an association? *Contact Dermatitis* 2015 DOI:10.1111/cod12429.

Cahill, JL, Williams JD, Matheson MC, Palmer AM, Burgess JA, Dharmage SC, Nixon RL. Occupational skin disease in Victoria, Australia. DOI: 10.1111/ajd12375. *Australas J Dermatol* 2015.

Book chapters

Nixon R and Wong C Allergic contact dermatitis, Bologna's Textbook of Dermatology 2015

Presentations : Rosemary Nixon

SCFI Transition Program for new Fellows, October, 2014.

Plenary lecture: Occupational dermatitis. Australian Institute of Occupational Hygienists, December, 2014.

Workshop: Occupational dermatitis. Australian Institute of Occupational Hygienists, December, 2014.

Learnings for new dermatologists, Skin & Cancer Foundation Inc, January, 2015.

Telstra seminar on occupational skin cancer, March, 2015.

ODREC patch test training day: Who should be patch tested? ASM, Adelaide, May, 2015.

ODREC Patch test training day: Gloves: problems and solutions. ASM, Adelaide, May, 2015.

ODREC Patch test training day: Exposure assessment. ASM, Adelaide, May, 2015.

ODREC Patch test training day: Global issues in contact dermatitis ASM, Adelaide, May, 2015.

Occupational hand dermatitis in Victoria, ASM, Adelaide, May, 2015.

Occupational dermatology, Monash University Certificate of Occupational Medicine, June, 2015.

medical photography



It has been another busy 12 months for the Foundation's Photography Unit.

The significant increase in clinical services being offered at the Foundation also meant the members of the photography team were in high demand.

The Foundation's Medical Photography provides clinical imaging and support to our research, education and clinical services.

Our team of three experienced medical photographers are highly qualified, hold a specialist degree (Bachelor of Applied Science (Photography)) and are members of the AIMBI (Australian Institute of Medical and Biological Illustrators and the IPT (Institute of Photographic Technology). Additionally, our team have all completed further specialist training to be qualified as medical photographers.

Caterina Fizzano has recently joined experienced medical photographers Sofie Muceniekas and Caroline Harding at the Foundation.

Sofie, Caroline and Caterina all have a wealth of experience in melanoma surveillance photography (mole mapping), scalp photography and general clinical photography.

Each of our photographers provide a high quality photographic service that can be tailored to the needs of the doctor and patient, whether it is for a patient's record, presentation or publication.

2015 Healthy Skin Awards



Five Australian organisations were presented 2015 Healthy Skin Awards, at the Skin & Cancer Foundation Inc's Black and White Night Ball.

The Awards are presented to organisations and individuals that have achieved success through innovative and effective marketing and promotion of skin health to their workforce and/or the broader community.

The Skin & Cancer Foundation Inc auspices the annual Healthy Skin Awards. This was the fourth year the Foundation has presented the Awards and their presentation has become one of the most important events of the year.

The 2015 Healthy Skin Awards were presented to:

- Vogue Australia
- The Collingwood Football Club
- Macquarie Foundation
- Nicole McLean
- King & Wood Mallesons



Each of the Awards were sponsored and we really must thank those supporters:

- Ego Pharmaceuticals
- Eli Lilly
- Galderma
- Novartis
- Melbourne Skin Pathology

financials comparative statistics

	2014/2015	2013/2014
Clinics		
S&CF Inc Patient Services	22,175	21,327
Occupational Derm/Contact Services	1,451	1,567
Photography Services	3,338	3,134
Total	26,964	25,344

Education		
Number of sessions	68	56
Number of attendees	1,679	1,830

Excludes community education

Research and Trials		
Number of clinical trials undertaken	20	17
Value of clinical trials (\$)	\$695,482 ¹	\$896,117

Research and Trials		
Number of participating sites	27	26
Number of patients on registry	1,353	1,041

¹ Lower figure is a function of late commencement dates for several trials. These will be shown in next year's results.

statement of financial position as at 30 june 2015

	2015	2014*
Revenue		
Medical fees	\$ 3,571,699	\$ 2,892,243
Pathology joint venture	\$ 1,283,654	\$ 932,622
Grants	\$ 1,268,242	\$ 1,043,709
Drugs and other trials	\$ 652,603	\$ 752,587
Other income	\$ 9,861	\$ 36,302
Rental income	\$ 304,781	\$ 306,761
Donations and Fundraising	\$ 56,389	\$ 148,435
Interest income	\$ 117,630	\$ 54,263
Total Revenue	\$ 7,624,859	\$ 6,166,922
Expenditure		
Bank charges	\$ 21,195	\$ 14,625
Depreciation expense	\$ 204,033	\$ 198,633
Employee benefits expense	\$ 4,608,221	\$ 4,109,508
Finance costs	\$ 223,246	\$ 235,728
Insurance	\$ 57,285	\$ 50,837
Leasing costs	\$ 45,802	\$ 20,092
Centre expenses	\$ 889,004	\$ 530,723
Occupancy costs	\$ 248,641	\$ 225,756
Office expenses	\$ 133,836	\$ 100,884
Other expenses	\$ 448,884	\$ 454,720
Professional fees	\$ 92,132	\$ 92,481
Total Expenditure	\$ 6,973,279	\$ 6,042,987
Operating Profit	\$ 291,580	\$ 123,935
Other Income/(Expenditure)	\$ -	\$ -
Net Profit/(Loss)	\$ 291,580	\$ 123,935
Other Comprehensive Income/(Expenditure)	\$ -	\$ -
Total Comprehensive Profit/(Loss)	\$ 291,580	\$ 123,935

* Reflects changes in compilation of Financial Comparatives due to changes in presentation of Financial Reports

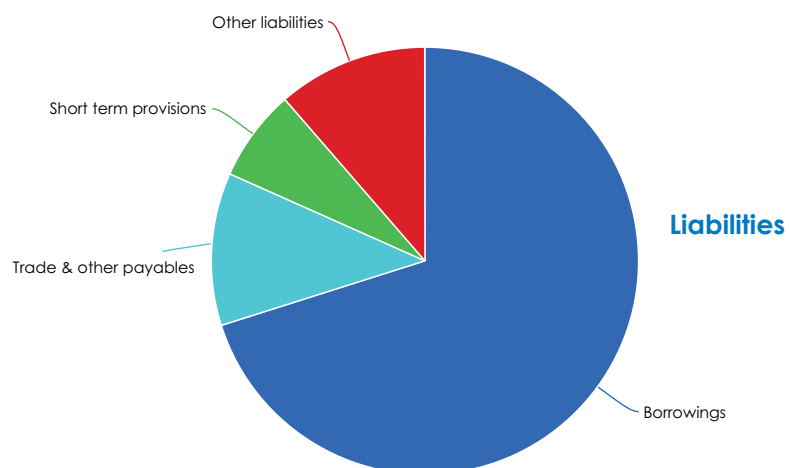
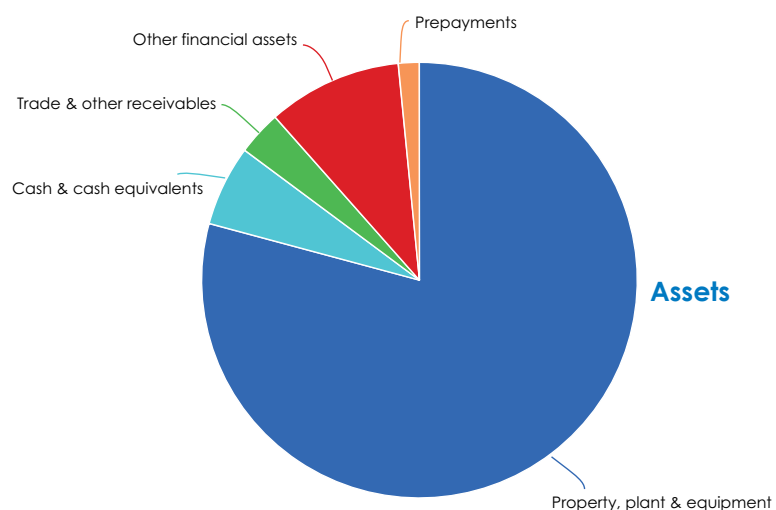
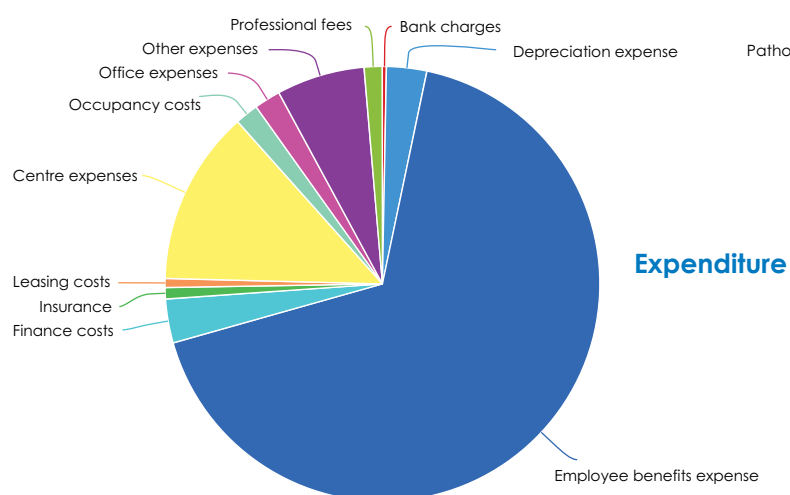
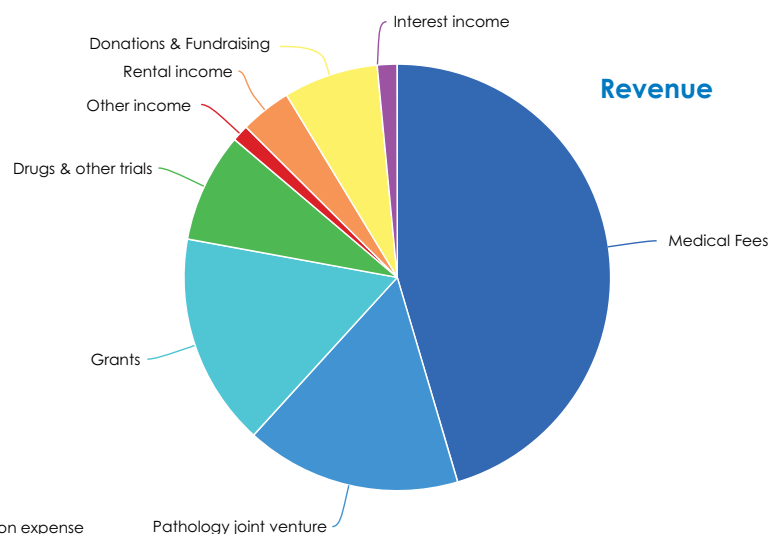
statement of financial position as at 30 june 2015

	2015	2014
Assets		
Property, plant and equipment	\$ 10,649,769	\$ 10,625,607
Cash and cash equivalents	\$ 806,181	\$ 418,102
Trade and other receivables	\$ 442,544	\$ 324,260
Other financial assets	\$ 1,342,361	\$ 1,253,378
Prepayments	\$ 208,350	\$ 277,071
Investments	\$ 10	\$ 10
Total Assets	\$ 13,449,215	\$ 12,898,428
Liabilities		
Borrowings	\$ 3,650,513	\$ 3,723,552
Trade and other payables	\$ 600,820	\$ 518,250
Short term provisions	\$ 361,907	\$ 281,671
Other liabilities	\$ 592,018	\$ 422,578
Total Liabilities	\$ 5,205,258	\$ 4,946,051
Net Assets	\$ 8,243,957	\$ 7,952,377

Full audited accounts are available on request or can be downloaded from our website

The auditors for Skin & Cancer Foundation Inc. are Saward Dawson Chartered Accountants

financial visual diagrams



Performance

The Foundation has had a strong year, with 1,620 additional services delivered, reflecting improved financial performance.

The total comprehensive income for the year was \$291,580 for 2015 compared to \$123,935 for the prior year. The additional income arises from Investment Income including revaluation of Financial Assets at the end of the Financial Year. We note the 2014 comparatives have been re-cast into the new 2015 formats for accurate comparison.

The Foundation generated total income of \$7,264,859 for the 2015 year, up \$1,097,937 on the prior year (\$6,166,922 in 2014). The principal sources of increased revenue were:

- Grant Income (up \$215k)
- Medical Fees & Day Procedure Centre (up \$474k)
- Pathology Distributions (\$160k)
- Pathology Licencing / Collection Centre Fees (\$191k)
- Private Clinics (\$72k)
- Other Clinics (\$27k)
- Equity Trustee(s)/ANZ Common Fund Investment Income (\$69k including revaluation).

Against these increases, the Foundation received less income, primarily from:

- Meetings & Conferences (down \$24k)
- Interest income, due to declining interest rates and returns (down \$10k)

Total expenditure for the year was \$6,973,279, being an increase of \$930,292 compared to the prior year (\$6,042,987 in 2014).

The major area of increase was in Wages & Salary costs (including doctor's sessional payments) which reflects the increased activity, up \$498k on prior year. The other major area of cost increase related to Medical Expenses (up \$59k), and Internet/Online Expenses (up \$33k). Additionally, new IT hardware has been acquired to improve clinic functionality, which is leased and reflected in the surplus outcome.

The renegotiation of long term bank borrowings resulted in a reduction in cost of financing by \$17k from prior year.

Capital and Borrowings

During the year, the ground floor air-conditioning system was replaced at a cost of \$189k. Repayment of this loan will take place over 10 years. This will substantially reduce maintenance costs which have been associated with the old system.

In the Balance Sheet under Liabilities, Prepaid Income represents \$592k of total liabilities, being funds received in advance for next year. The two major amounts included are \$100k for Macquarie Foundation On-Line education grant and \$104k for advance payment for a clinical trial.

The Foundation's cash flow enabled a further reduction of \$231k from the Property Loan (ANZ Commercial Bill) from \$3.717m to \$3.486m

**"Everyone punched
above the weight of many
other clinics. We have
never seen such amazing
service"**

**Advanced surgery patient,
2015**

Dr Claire Higgins Wins John Fewings Memorial Prize



The Skin & Cancer Foundation Inc donates an annual prize of \$1,000 in honour of the late Dr John Fewings.

Dr Fewings was a much-loved young dermatologist, whose sudden death in 2002, had a significant impact on the Australian dermatology community. The John Fewings Memorial Prize commemorates his interest in contact dermatitis and is awarded at the College's Annual Scientific Meeting.

This year, Dr Claire Higgins was awarded the John Fewings Memorial Prize for Best Paper in Contact Dermatitis.

Dr Higgins' paper, Occupational Contact Dermatitis in Healthcare Workers: A retrospective review, was co-authored by Associate Professor Rosemary Nixon and Ms Amanda Palmer.

"Occupational contact dermatitis (OCD) is the most prevalent occupational disease in many industrialised countries," Dr Higgins said.

"Healthcare workers, and especially nurses, are a high-risk professional group for developing OCD due to daily exposure to many potentially allergenic and irritant substances."



A/Prof Rosemary Nixon and Dr Claire Higgins

Dr Higgins and her research team reviewed all patients patch-tested in the Occupational Dermatology Clinic at the Skin & Cancer Foundation Inc, between 1993 and 2014, and identified 545 healthcare workers with a final diagnosis of OCD (a prevalence of 15%).

Dr Higgins said she hoped her research could be used to improve Australian workplaces.

"OCD represents a considerable burden of disease in Australian healthcare workers, and the patients we patch-test likely represent only a small proportion of those affected," Dr Higgins said.

"Current preventative and management strategies appear to be inadequate."

Dr Higgins said ODREC had recently been engaged by SafeWork Australia to develop an online education module about OCD for nurses Australia-wide.

"This has the potential for rollout to the medical and allied health sector and even to students before commencing their clinical placements," Dr Higgins said.

2015 Black and White Night Ball



The 2015 Black and White Night Ball was an outstanding success. This year our event aimed to celebrate all that the Foundation has achieved, acknowledge the significant contributions of our Healthy Skin awardees, raise more funds, and ensure all guests had a fabulous night.

The red carpet arrival was an excellent way to kick-start the night and our talented photographer, Rupert Laycock, really captured the glamour of the night.

Our ballroom was decorated with dozens of lanterns and each table featured a beautiful orchid floral arrangement. It was the perfect setting for a night of delectable dining, fine wine and great music.

The annual Healthy Skin Awards were presented during the night and we really must thank the sponsors of the Awards for their support:

- Ego Pharmaceuticals
- Galderma
- Novartis
- Melbourne Skin Pathology; and
- Eli Lilly

The 2015 Healthy Skin Awards were presented to:

- Vogue Australia
- The Collingwood Football Club
- Macquarie Foundation
- Nicole McLean; and
- King & Wood Mallesons

There were a large number of other sponsors and supporters, and they deserve our thanks too. Without the support from all of these firms and individuals, the Black and White Night Ball would not have been the success it was. All of the Black and White Night Ball sponsors and supporters are listed on our website.

We also must thank all of our guests for their generous support throughout the night. Our auctions, Mystery Mask Prize Wall, and the champagne raffle raised more funds for the Foundation and were a lot of fun!

supporters

Each year many individuals and organisations contribute in so many different ways to support the Skin & Cancer Foundation Inc. The support of our many volunteers, donors, other individuals, philanthropists, community groups and companies is critical to our work. Their support makes a difference and is sincerely appreciated.

We must also thank our member dermatologists, many of whom donate their precious time to provide clinical services, teach and conduct outstanding, world-class research.

The Skin & Cancer Foundation Inc thanks the following organisations for their support during the past year. It has all helped make a difference.

The Foundation is a not-for-profit organisation that has Deductible Gift Recipient (DGR) status. We are also a Tax Exempt Charity (TEC).

2XU	Jacaru	Stratpharma
AbbVie	Janssen	SunSmart
Activis	Joanna McMillan	The Background
Advantage Salary Packaging	Johnson & Johnson	The Body Shop
Allergan	L'Oreal	The Wigs Cellar
AMSL	Lander & Rogers, Lawyers	Warner & Webster
ANZ Private	La-Roche Posay	We Care Charitable Trust
Artist Photographer	Leo Pharma	World Cargo Group
Arts Access Victoria	Lipton	
Aspen	Lumenis	
Avant	Macquarie Group Foundation	
Avita Medical	Mail Boxes Etc	
Deborah Hutton	Mantra Lorne	
Balance Water	Mayne Pharma	
Bank of Melbourne	Meda	
Bioderma	Melbourne Pathology	
Brodie Young	Melbourne Skin Pathology	
Candela	Merck	
Celgene	Merz Australia	
City of Melbourne	Mr Moto	
Cleaning Melbourne	Museum Victoria	
Collingwood Football Club	National Australia Bank	
Cosmetiques de France	Nexia Australia	
Creative Production Services	Novartis Pharmaceuticals Australia	
Eastern Markets	Novotel Geelong	
Ed Dixon Food Design	Novotel Hotels	
Edgewise	Pfizer	
Ego Pharmaceuticals	Pierrick Boyer	
Eli Lilly Australia	Psoriasis Australia	
Galderma	Salomon Estate	
GlaxoSmithKline	Smith & Nephew	
Hesta	Solbari	
Instant Marquees	Southern Cross Austereo	



cancer
foundation inc
atologists
ancer.asn.au

• excellence • innovation • respect • compassion • integrity • team work • accountability •



Skin & Cancer Foundation Inc
Level 1/80 Drummond Street
Carlton VIC 3053
t: +61 3 9623 9400
f: +61 3 9639 3575
e: info@skincancer.asn.au
w: www.skincancer.asn.au

ABN. 58 895 584 259 | Registered Charity A 12501